

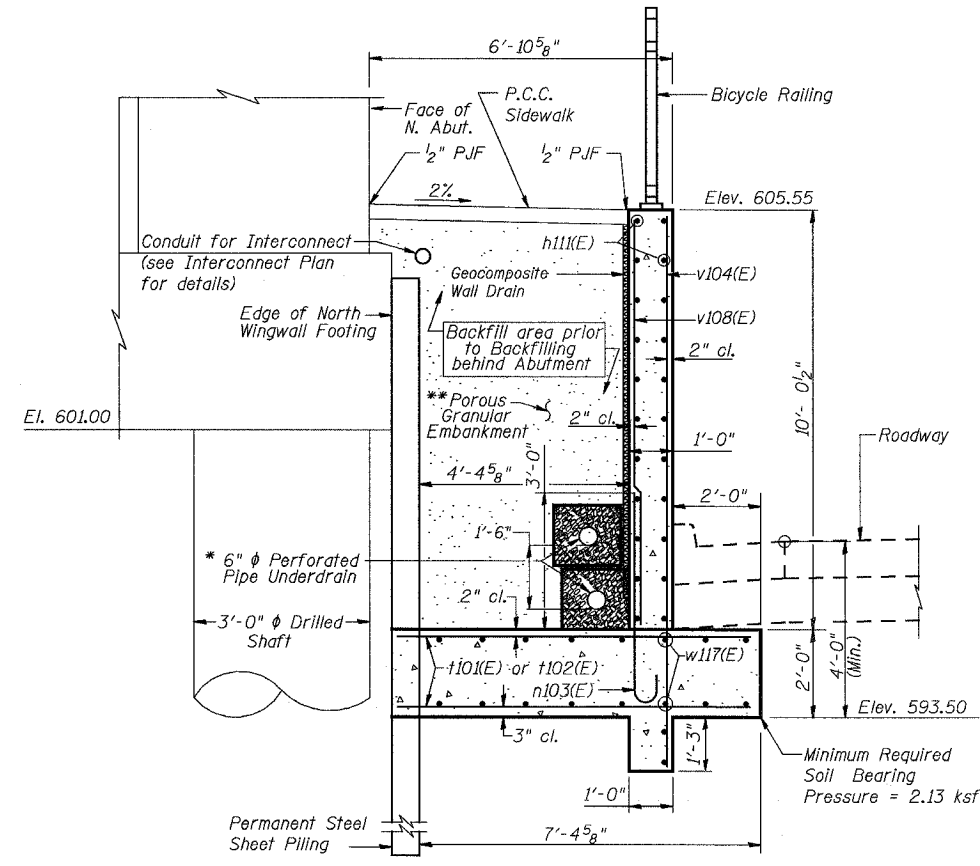
STATE OF ILLINOIS
DEPARTMENT OF TRANSPORTATION

ROUTE NO.	SECTION	COUNTY	TOTAL SHEETS	SHEET NO.
F.A.P. 351	2008-001VB	COOK	579	511
FED. ROAD DIST. NO. 7		ILLINOIS	FED. AID PROJECT	
CONTRACT NO. 60E10				

SHEET NO. 9
24 SHEETS

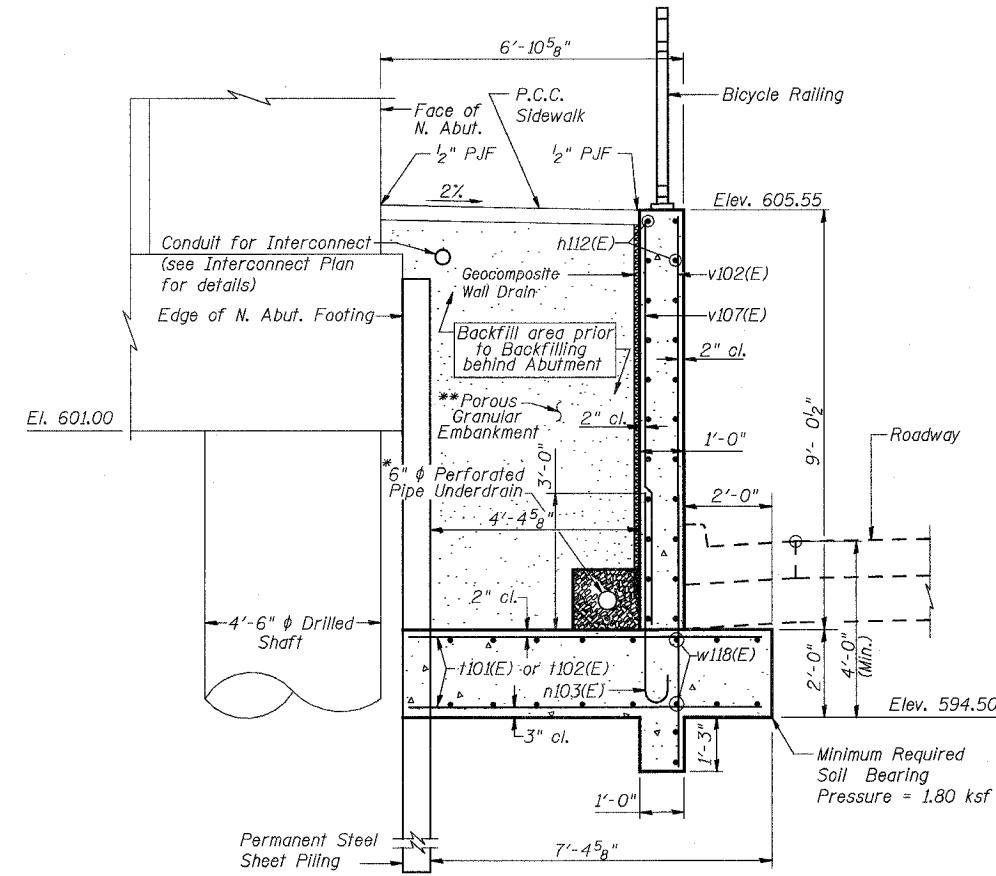
**BILL OF MATERIAL
RETAINING WALL "D"**

Bar	No.	Size	Length	Shape
h11(E)	44	#5	37'-2"	—
h12(E)	20	#5	30'-9"	—
n103(E)	102	#6	5'-4"	—
s100(E)	18	#5	2'-8"	—
t101(E)	70	#6	7'-0"	—
t102(E)	132	#6	8'-0"	—
v102(E)	29	#5	11'-10"	—
v104(E)	73	#5	12'-10"	—
v107(E)	29	#5	8'-10"	—
v108(E)	73	#5	9'-10"	—
w110(E)	8	#5	6'-8"	—
w111(E)	10	#5	6'-1"	—
w117(E)	36	#5	37'-2"	—
w118(E)	18	#5	27'-4"	—
Porous Granular Embankment			Cu. Yd.	159
Structure Excavation			Cu. Yd.	170
Concrete Structures			Cu. Yd.	101.5
Reinforcement Bars, Epoxy Coated			Pound	9,920
Pipe Underdrain For Structures 6"			Foot	173
Geocomposite Wall Drain			Sq. Yd.	105
Non-Special Waste Disposal			Cu. Yd.	170.2

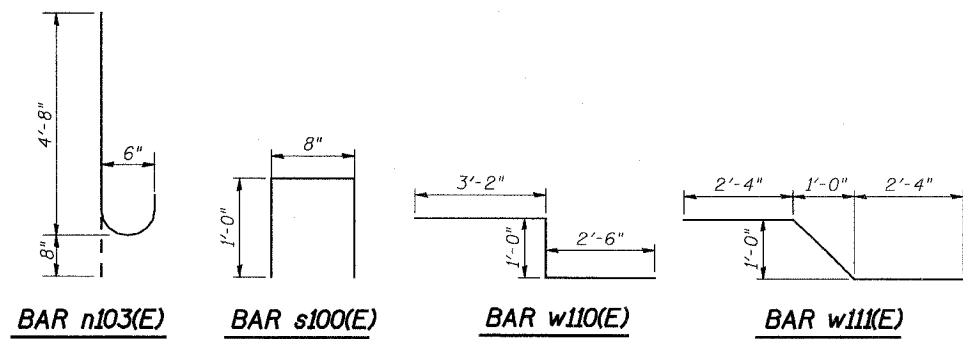


SECTION STA. 95+11.63 TO 95+84.06

* See Miscellaneous Details For Retaining Walls A-M sheet for Pipe Underdrain Detail



SECTION STA. 95+84.06 TO 96+12.72



Notes:

1. Work this sheet with Sheet 8.
2. ** Excavation for placing Porous Granular Embankment is included in cost of Braced Excavation & Structure Excavation.
3. Porous Granular Embankment shall be compacted to 95% Modified Proctor Density and its coarse aggregate gradation shall be CA 18.

DESIGNED	MAD
CHECKED	JPB
DRAWN	MDS
CHECKED	DEY

URS
100 South Wacker Drive,
Suite 500
Chicago, IL 60606
(312) 939-1000

REVISIONS	
NAME	DATE

ILLINOIS DEPARTMENT OF TRANSPORTATION
US RTE 6 FROM I-294 TO IL RTE 1
RET. WALL "D" DETAILS
STA. 95+11.63 TO 96+12.72
U.S. 6 MAINLINE RETAINING WALLS
ALONG 159TH STREET

SCALE: DATE: 2/21/2008

3/13/2008 5:50:05 PM
c:\17049\069\structures\retaining walls\main contract\walls under bridges along us 6\09_n95-96.d_b.dwg