

STATE OF ILLINOIS  
DEPARTMENT OF TRANSPORTATION

ROUTE NO.	SECTION	COUNTY	TOTAL SHEETS	SHEET NO.
F.A.P. 351	2008-001VB	COOK	579	520
FED. ROAD DIST. NO. 7		ILLINOIS	FED. AID PROJECT-	

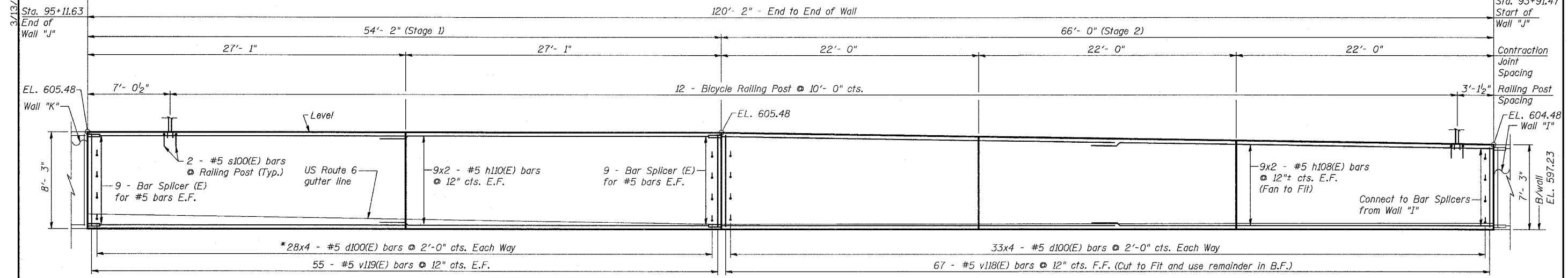
SHEET NO. 18  
24 SHEETS

CONTRACT NO. 60E10

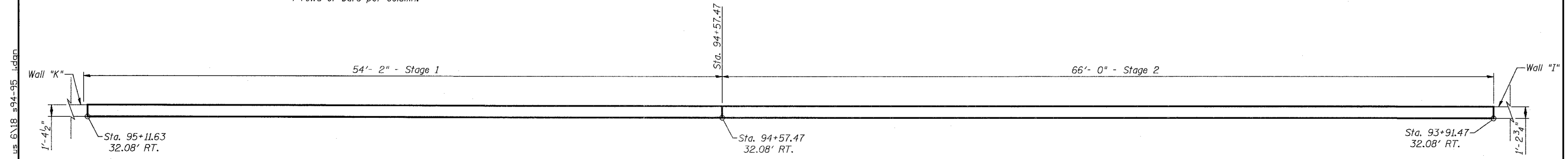
For Cont. See Wall "I" Sheet 17

3/13/2008 6:07:05 PM  
G:\17049\069\structures\retaining walls\main contract\walls under bridges along us 6\18 s94-95 .tdan

For Continuation See Wall "K" Sheet 19

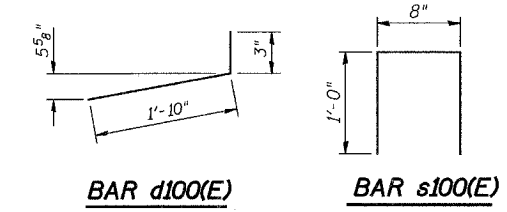
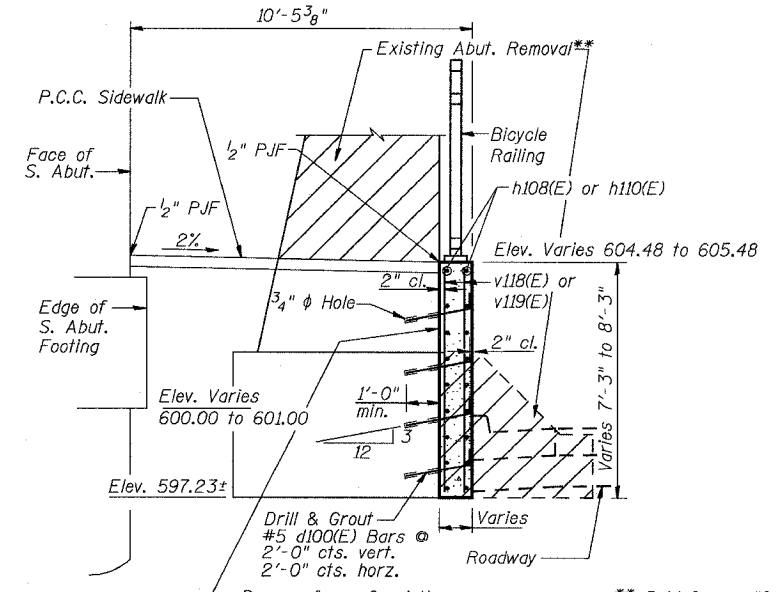
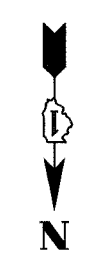


\* Indicates 28 columns of bars with 4 rows of bars per column.



**BILL OF MATERIAL  
RETAINING WALL "J"**

Bar	No.	Size	Length	Shape
d100(E)	244	#5	2'-1"	▬
h108(E)	36	#5	34'-0"	▬
h110(E)	36	#5	28'-1"	▬
s100(E)	24	#5	2'-8"	□
v118(E)	67	#5	14'-10"	▬
v119(E)	110	#5	7'-11"	▬
Concrete Structures		Cu. Yd.	46.2	
Reinforcement Bars, Epoxy Coated		Pound	4,880	
Bar Splicers		Each	36	



- Notes:
- Minimum Bar Laps are as follows:  
#5 = 2'-2"  
#6 = 2'-7"
  - Contractor to place contraction joints at location of existing construction joints.
  - For details of Bicycle Railing, see Sheet 23.
  - Bars indicated thus 9x2 - #5 etc. indicates 9 lines of bars with 2 lengths per line.

Legend:  
F.F. = Front Face  
B.F. = Back Face  
E.F. = Each Face  
T&B = Top & Bottom

REVISIONS	
NAME	DATE

ILLINOIS DEPARTMENT OF TRANSPORTATION  
US RTE 6 FROM I-294 TO IL RTE 1  
**RETAINING WALL "J"**  
**STA. 93+91.47 TO 95+11.63**  
U.S. 6 MAINLINE RETAINING WALLS  
ALONG 159TH STREET  
SCALE:      DATE: 2/21/2008

**URS**  
100 South Wacker Drive,  
Suite 500  
Chicago, IL 60606  
(312) 939-1000

DESIGNED MAD  
CHECKED JPB  
DRAWN MDS  
CHECKED DEY