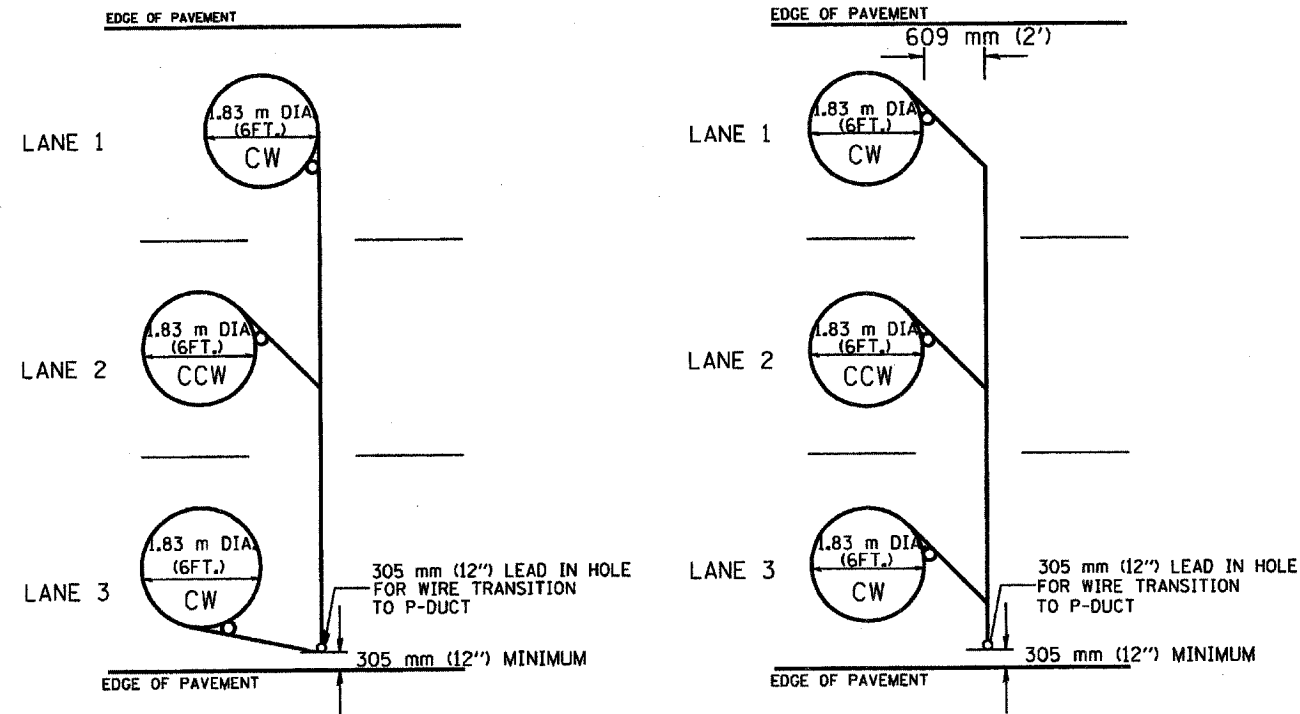
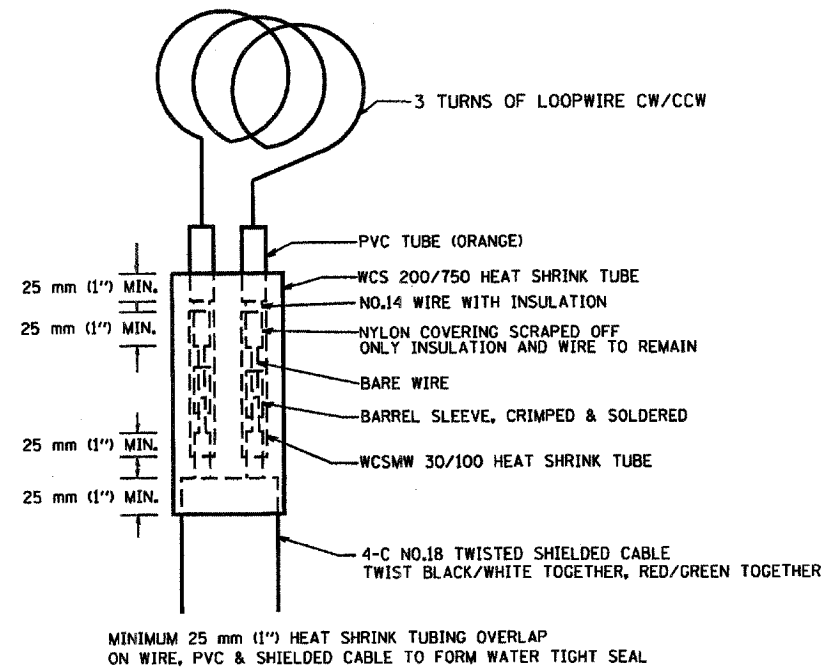
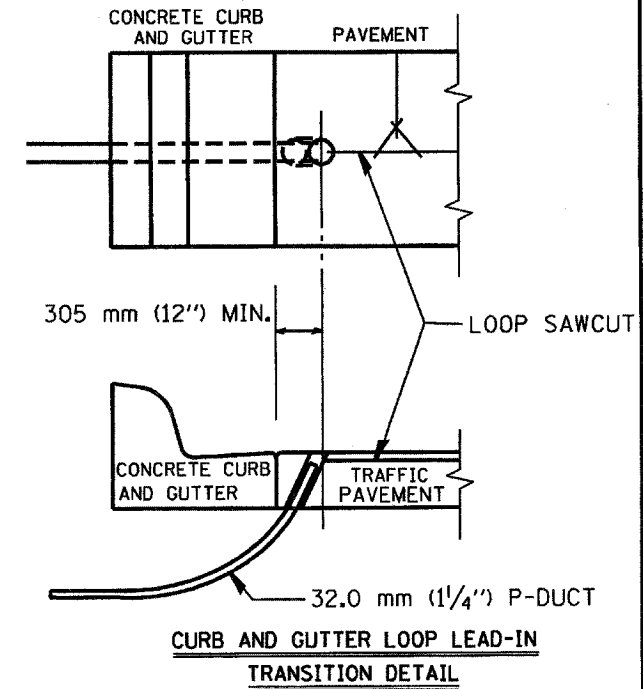


F.A.E. RTE.	SECTION	COUNTY	TOTAL SHEETS	SHEET NO.
212	(520-853)R-4	Cook	31	201
STA.		TO STA.		
FED. ROAD DIST. NO.		ILLINOIS FED. AID PROJECT		
CONTRACT # 62079				



TYPICAL 1.83 m (6FT.) DIA. INDUCTION LOOP CORE DRILL LAYOUT FOR MULTIPLE LANE ROADWAY

TYPICAL 1.83 m (6') DIA. INDUCTION LOOP CORE DRILL LAYOUT FOR MULTIPLE LANE ROADWAY



LOOP SPLICING REQUIREMENTS

NOTES

1. EACH LOOP SHALL BE SPLICED TO A 4-C NO.18 TWISTED SHIELDED LEAD IN WHEN 45 m (150FT.) OR MORE FROM CABINET.
2. LOOPS SHALL BE SPLICED IN HANDHOLES ONLY, OTHERWISE WRITTEN PERMISSION SHALL BE OBTAINED FROM TSC ENGINEER.
3. LOOPS SHALL NOT BE SPLICED IN SERIES.
4. EACH LOOP LEAD IN SHALL BE IDENTIFIED AND PERMANENTLY COLOR CODED IN THE COREHOLE, HANDHOLE & CABINETS THRU WHICH THEY ENTER OR PASS AND TAGGED WITH THE CORRECT NOMENCLATURES.

REVISIONS	
NAME	DATE
R.L.	6/94
T.C.	10/96

ILLINOIS DEPARTMENT OF TRANSPORTATION
TRAFFIC SYSTEMS CENTER
EXISTING ROUND INDUCTION LOOP TYPICALS
SCALE: VERT. NONE
DATE 6-22-94
DRAWN BY G.M.
CHECKED BY R.L.