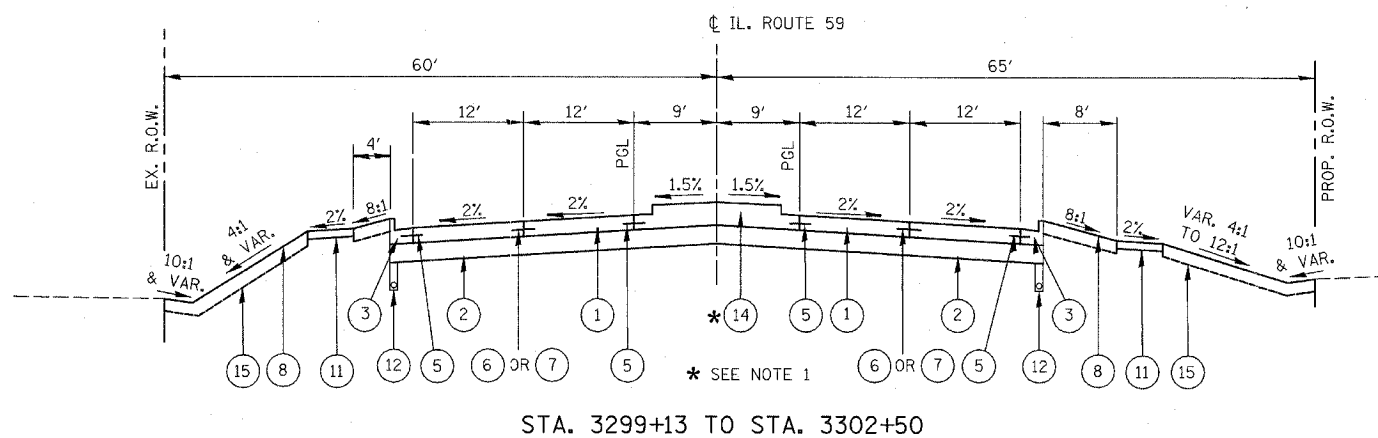
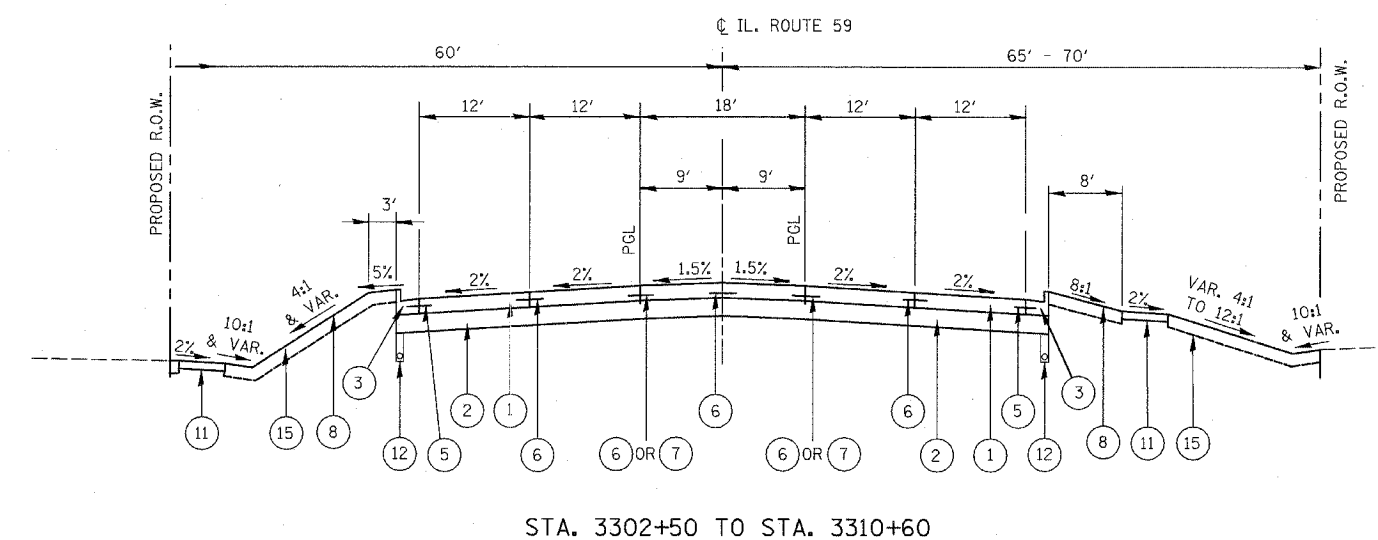
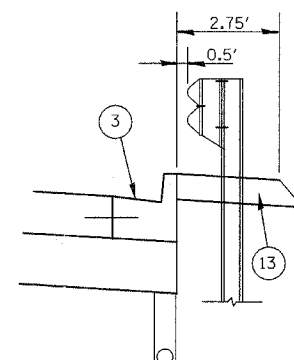


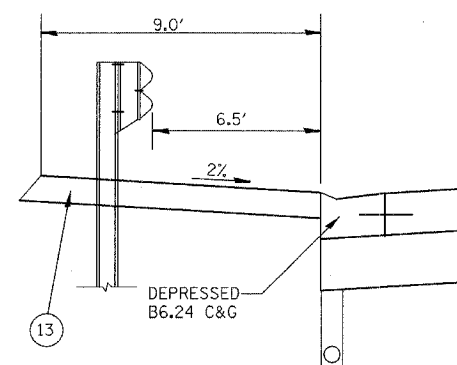
APP. NO.	SECTION	COUNTY	TOTAL SHEETS	SHEET NO.
338 (113 & 114) R-5	WILL	525	24	
STA.	TO STA.			
FED. ROAD DIST. NO.	ILLINOIS	FAP 338 (IL RTE. 59)		



GUARDRAIL AND HMA SHOULDER DETAIL
STA. 3204+77 TO STA. 3206+26



GUARDRAIL AND HMA SHOULDER DETAIL
STA. 3213+60 TO STA. 3215+70

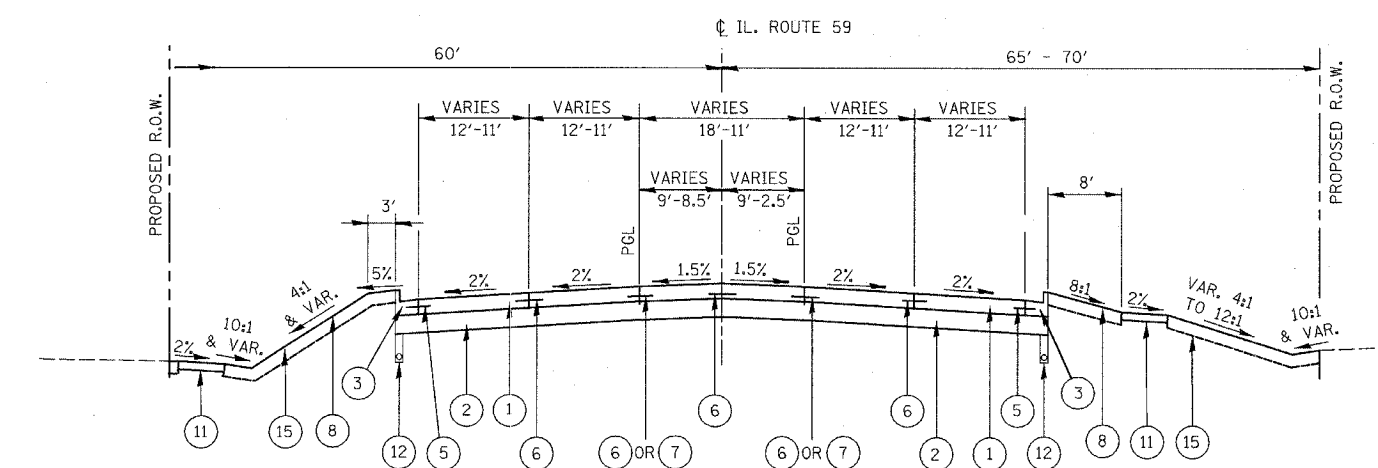


LEGEND PROPOSED

- 1 PORTLAND CEMENT CONCRETE PAVEMENT, 9 3/4 INCH (JOINTED)
- 2 AGGREGATE SUBGRADE, 12 INCH
- 3 COMBINATION CONCRETE CURB AND GUTTER, TYPE B-6.24
- 4 CONCRETE MEDIAN TYPE SB-6 (SPECIAL) (SEE NOTE 4)
- 5 NO. 6 x 24" TIE BARS (EPOXY COATED), GROUTED IN PLACE AT 24" O.C. INCLUDED IN COST OF COMBINATION CONCRETE CURB & GUTTER, STANDARD 606001.
- 6 LONGITUDINAL CONSTRUCTION JOINT GROUTED-IN-PLACE TIE BARS (EPOXY COATED) NO. 8 x 24" LONG DEFORMED TIE BARS AT 24" O.C. (STANDARD 420001) (INCLUDED IN THE COST OF CONCRETE PAVEMENT)
- 7 LONGITUDINAL SAWED JOINT - NO. 6 x 30" LONG DEFORMED TIE BARS (EPOXY COATED) AT 30" O.C. (STANDARD 420001) (INCLUDED IN THE COST OF CONCRETE PAVEMENT)
- 8 SODDING, SALT TOLERANT OR SEEDING (AS NOTED ON LANDSCAPE PLANS)
- 9 TOPSOIL FURNISH AND PLACE, 4"
- 10 TOPSOIL FURNISH AND PLACE, 12"
- 11 PORTLAND CEMENT CONCRETE SIDEWALK, 5" (SEE NOTE 4)
- 12 PIPE UNDERDRAINS, 4", FABRIC LINED TRENCH (SEE NOTE 4)
- 13 HOT-MIX ASPHALT SHOULDERS, 6" (SEE NOTE 2)
- 14 CONCRETE MEDIAN TYPE SB-6.24 (SEE NOTE 4)
- 15 TOPSOIL FURNISH AND PLACE, 8"

NOTES:

1. PROPOSED CURB AND GUTTER AND CONCRETE MEDIAN ALONG THE CENTER MEDIAN SHALL BE CONSTRUCTED WITH A REVERSE PITCHED GUTTER. THE COST OF THIS WORK SHALL BE INCLUDED IN THE CONTRACT UNIT PRICE FOR COMBINATION CONCRETE CURB AND GUTTER, TYPE B-6.24, CONCRETE MEDIAN TYPE SB-6.24, AND CONCRETE MEDIAN TYPE SB-6 (SPECIAL).
2. HOT-MIX ASPHALT SHOULDERS SHALL BE PLACED IN ACCORDANCE WITH IDOT DISTRICT 1 STANDARD BD-34.
3. FOR PROPOSED TYPICAL SECTIONS OF SIDE ROADS, SEE INTERSECTION JOINT DETAILS, ELEVATIONS, AND TYPICAL SECTION SHEETS.
4. SEE TYPICAL SECTION DETAILS SHEET.



STA. 3310+60 TO STA. 3314+00
(TRANSITION SECTION)
(LANE WIDTH REDUCED FROM 12' TO 11')
(MEDIAN WIDTH REDUCED FROM 18' TO 11')
(ROADWAY SHIFTED 3.0' WEST)

REVISIONS	
NAME	DATE
ADDENDUM A	05-13-08

ILLINOIS DEPARTMENT OF TRANSPORTATION
DISTRICT NO. 1 SCHAUMBURG
TYPICAL PROPOSED SECTIONS
ILLINOIS ROUTE 59
STA. 3299+13 TO 3314+00

SCALE NONE DRAWN BY SCB
DATE MARCH 18, 2008 CHECKED BY JCM