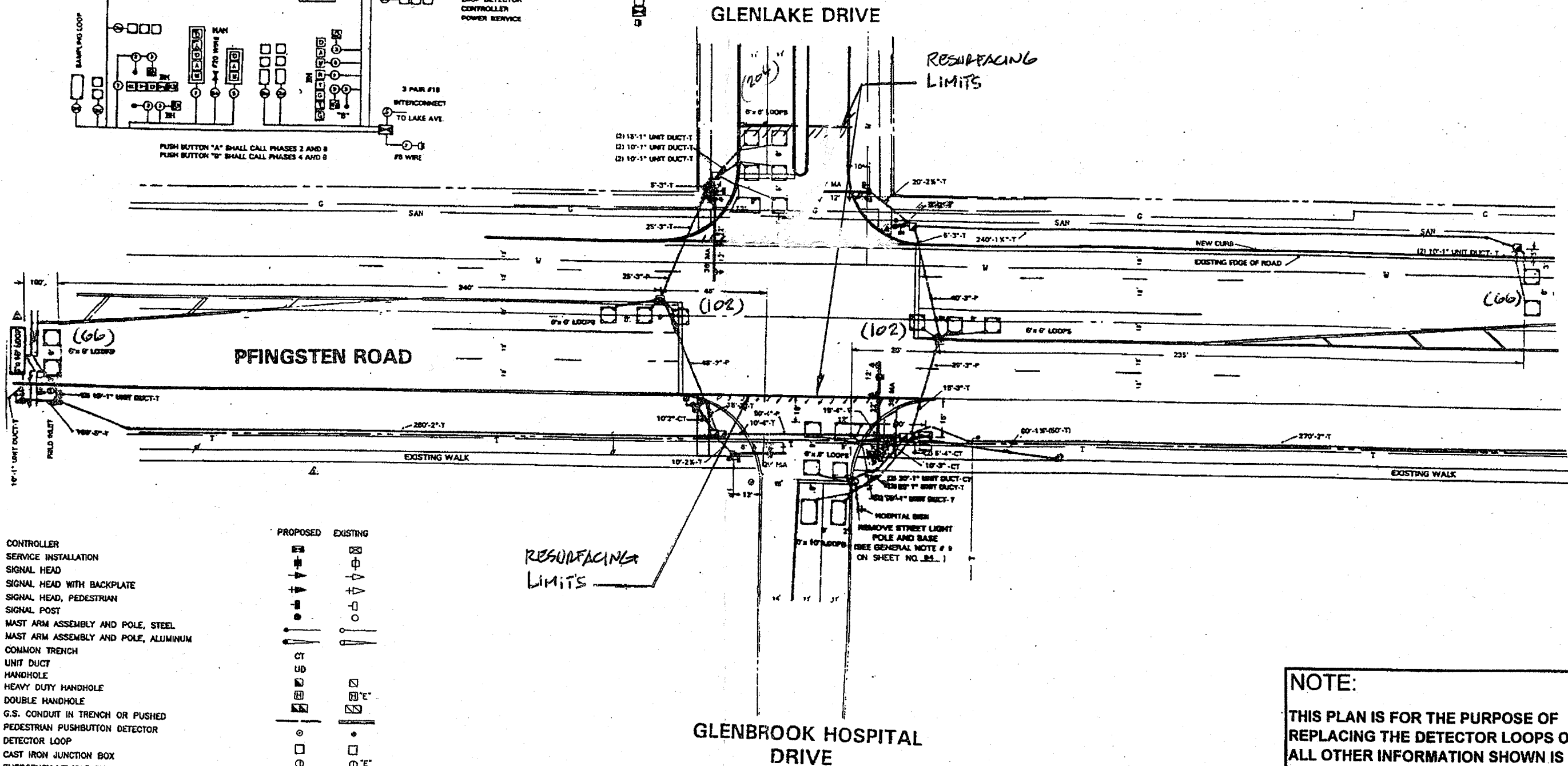
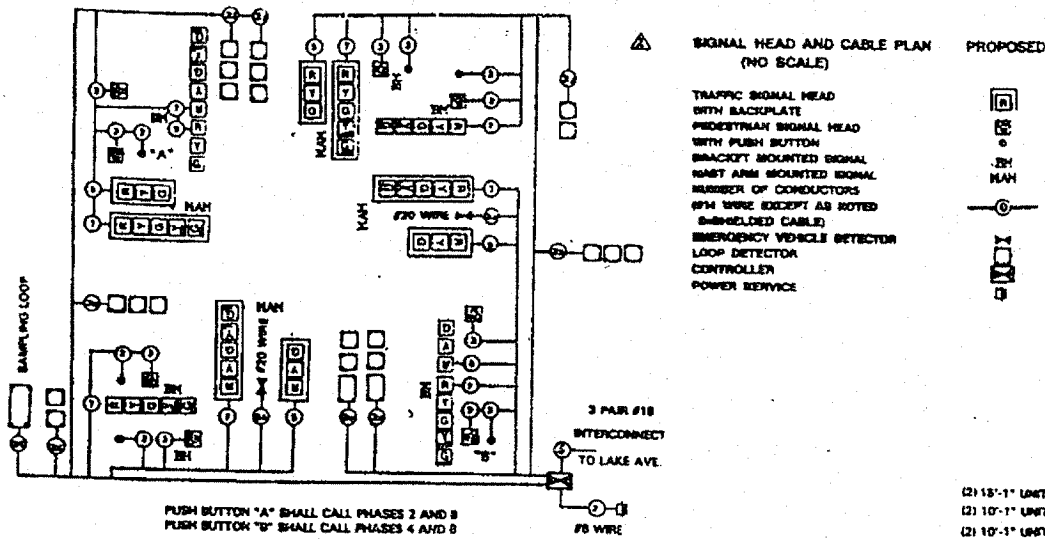



SECTION	COUNTY	TOTAL SHEETS	SHEET NO.
	Cook		27C
STA. TO STA.		FED. ROAD DIST NO. 7 ILLINOIS	
		FED. AID PROJECT	



- CONTROLLER
- SERVICE INSTALLATION
- SIGNAL HEAD
- SIGNAL HEAD WITH BACKPLATE
- SIGNAL HEAD, PEDESTRIAN
- SIGNAL POST
- MAST ARM ASSEMBLY AND POLE, STEEL
- MAST ARM ASSEMBLY AND POLE, ALUMINUM
- COMMON TRENCH
- UNIT DUCT
- HANDHOLE
- HEAVY DUTY HANDHOLE
- DOUBLE HANDHOLE
- G.S. CONDUIT IN TRENCH OR PUSHED
- PEDESTRIAN PUSHBUTTON DETECTOR
- DETECTOR LOOP
- CAST IRON JUNCTION BOX
- EMERGENCY VEHICLE SYSTEM DETECTOR
- CONFIRMATION BEACON
- SIGNAL HEAD OPTICALLY PROGRAMMED
- CONDUIT SPLICE
- WOOD POLE
- RACEWAY FOR MAGNETIC DETECTOR, TYPE I OR TYPE II
- VEHICLE DETECTOR, NON COMPENSATED MAGNETIC TYPE
- RAILROAD CONTROL CABINET



REPLACE ALL DETECTOR LOOPS AS SHOWN

(WITHIN THE RESURFACING LIMITS)

CODE NO.	QUANTITY	UNIT	ITEM
84700600	540	Foot	Detector Loop Replacement

NOTE:
THIS PLAN IS FOR THE PURPOSE OF REPLACING THE DETECTOR LOOPS ONLY. ALL OTHER INFORMATION SHOWN IS NOT RELATED AND WILL BE DISREGARDED.

ILLINOIS DEPARTMENT OF TRANSPORTATION
DETECTOR LOOP REPLACEMENT
PFLINGSTEN RD. @ GLENLAKE AVE.

SCALE: 1" = 20'
DATE: March, 04

DRAWN BY:
DESIGNED BY:
CHECKED BY:

REVISIONS	
NAME	DATE