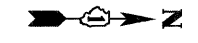
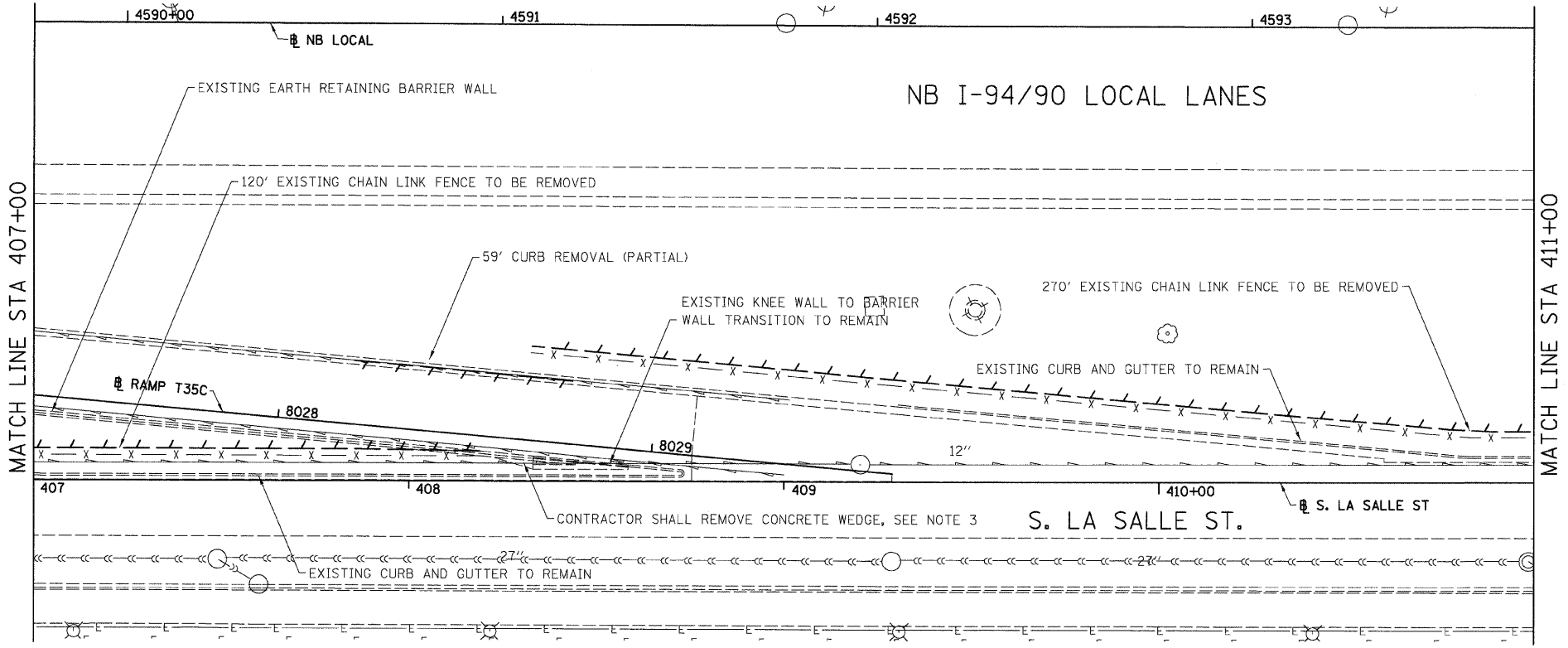
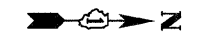
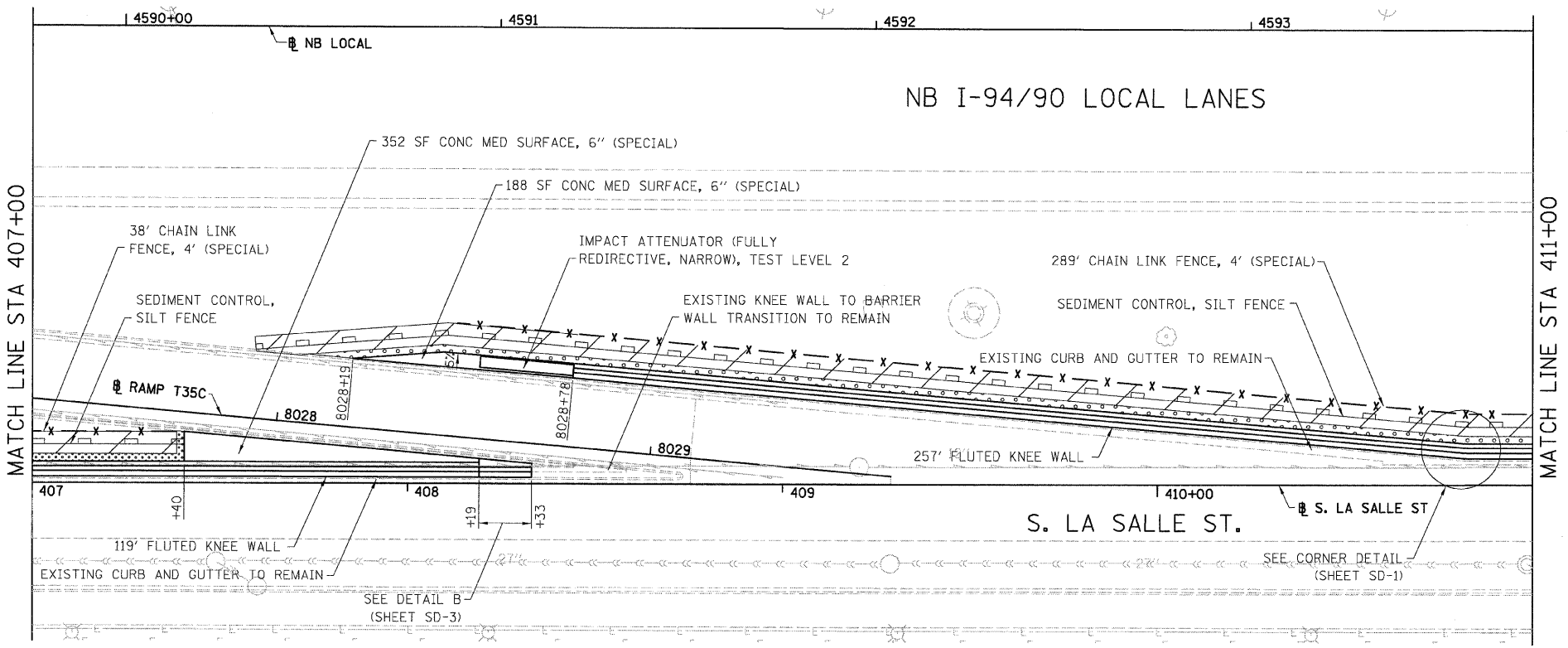


|                     |          |                         |              |           |
|---------------------|----------|-------------------------|--------------|-----------|
| F.A.I.              | SECTION  | COUNTY                  | TOTAL SHEETS | SHEET NO. |
| 94/90               |          | COOK                    | 37           | 12        |
| STA.                | TO STA.  |                         |              |           |
| FED. ROAD DIST. NO. | ILLINOIS | FED. AID PROJECT        |              |           |
| 62992               |          | • (2323.6-2P&2324.6-1P) |              |           |



LEGEND:  
 LINEAR REMOVALS


EXISTING CONDITIONS AND REMOVAL  
 PROPOSED IMPROVEMENTS



LEGEND:

- GROUND PREPARATION FOR SEEDING SEEDING, CLASS 2A EROSION CONTROL BLANKET
- GROUND PREPARATION FOR SEEDING SEEDING, CLASS 4 (MODIFIED) SEEDING CLASS 5A (MODIFIED) EROSION CONTROL BLANKET
- TOPSOIL FURNISH AND PLACE, 4" SEEDING, CLASS 2A EROSION CONTROL BLANKET
- TOPSOIL FURNISH AND PLACE, 12" SEEDING, CLASS 2A EROSION CONTROL BLANKET
- TOPSOIL FURNISH AND PLACE, 12" SEEDING CLASS 4 (MODIFIED) SEEDING, CLASS 5A (MODIFIED) EROSION CONTROL BLANKET

NOTES:  
 1. SEE STRUCTURAL DETAIL FOR FLUTED KNEE WALL DETAILS.  
 2. ALL POINT CALLOUTS ARE TAKEN AT THE EDGE OF THE KNEE WALL BASE.



PL-3

| REVISIONS |        |
|-----------|--------|
| NAME      | DATE   |
| REVISED   | 3-6-08 |
|           |        |
|           |        |
|           |        |
|           |        |
|           |        |

ILLINOIS DEPARTMENT OF TRANSPORTATION  
 F.A.I. 94/90 (DAN RYAN EXPRESSWAY)  
 NORTHBOUND KNEE WALLS (PERSHING RD TO 35TH ST)  
**EXISTING AND PROPOSED  
 KNEE WALL PLANS**  
 SCALE: 1"=20'  
 DATE: 03/06/08  
 DRAWN BY: JDC  
 CHECKED BY: DDM

BOWMAN, BARRETT & ASSOCIATES INC.  
 CONSULTING ENGINEERS  
 Chicago, Illinois  
 312.228.0100  
 www.bbainc.com

3. TEMPORARY CONCRETE WEDGE INSTALLED BY OTHERS AND SEPARATED FROM EXISTING EARTH RETAINING BARRIER WALL AND KNEE WALL TRANSITION BY BOND BREAKER. REMOVAL CONSISTS OF APPROX. 2 CU YD. COST TO REMOVE INCLUDED WITH EARTH EXCAVATION.

M:\62992\94\90\DRAWINGS\SHEETS\62992\_12\FIELDPLAN.DWG 3/16/2008 5:03:30 PM