
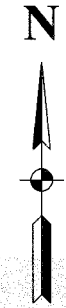


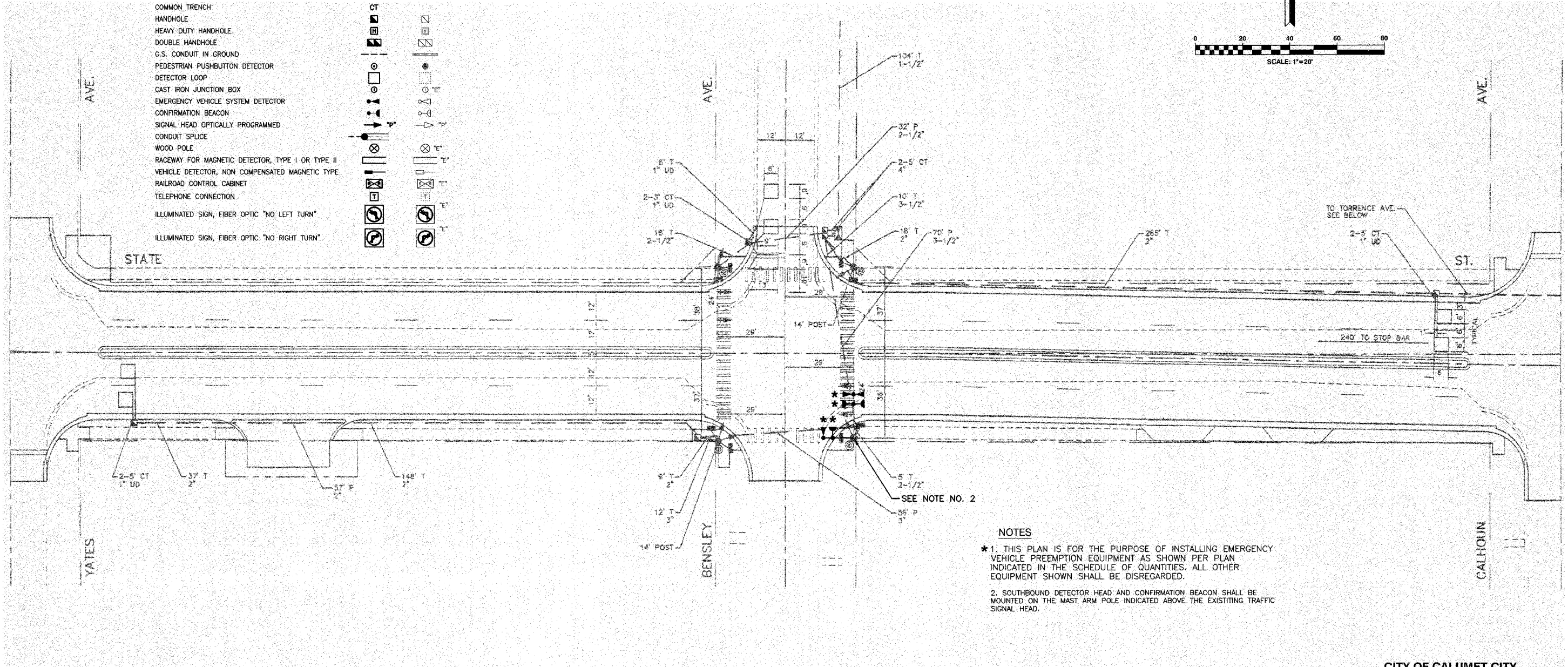
T. A. NO.	SECTION	COUNTY	TOTAL SHEETS	SHEET NO.
	08-00146-00-TL	COOK	273	059
STA.	TO STA.			
FED. ROAD DIST. NO.	ILLINOIS	FED. AID PROJECT		

CONTRACT NO. 63003



**TRAFFIC SIGNAL LEGEND**

	PROPOSED	EXISTING
CONTROLLER		
SERVICE INSTALLATION		
SIGNAL HEAD		
SIGNAL HEAD WITH BACKPLATE		
SIGNAL HEAD, PEDESTRIAN		
SIGNAL POST		
MAST ARM ASSEMBLY AND POLE, STEEL		
MAST ARM ASSEMBLY AND POLE, ALUMINUM		
COMBINATION MAST ARM ASSEMBLY AND POLE STEEL WITH LUMINAIRE		
UNIT DUCT		
COMMON TRENCH		
HANDHOLE		
HEAVY DUTY HANDHOLE		
DOUBLE HANDHOLE		
G.S. CONDUIT IN GROUND		
PEDESTRIAN PUSHBUTTON DETECTOR		
DETECTOR LOOP		
CAST IRON JUNCTION BOX		
EMERGENCY VEHICLE SYSTEM DETECTOR		
CONFIRMATION BEACON		
SIGNAL HEAD OPTICALLY PROGRAMMED		
CONDUIT SPLICE		
WOOD POLE		
RACEWAY FOR MAGNETIC DETECTOR, TYPE I OR TYPE II		
VEHICLE DETECTOR, NON COMPENSATED MAGNETIC TYPE		
RAILROAD CONTROL CABINET		
TELEPHONE CONNECTION		
ILLUMINATED SIGN, FIBER OPTIC "NO LEFT TURN"		
ILLUMINATED SIGN, FIBER OPTIC "NO RIGHT TURN"		



**NOTES**

- \*1. THIS PLAN IS FOR THE PURPOSE OF INSTALLING EMERGENCY VEHICLE PREEMPTION EQUIPMENT AS SHOWN PER PLAN INDICATED IN THE SCHEDULE OF QUANTITIES. ALL OTHER EQUIPMENT SHOWN SHALL BE DISREGARDED.
- 2. SOUTHBOUND DETECTOR HEAD AND CONFIRMATION BEACON SHALL BE MOUNTED ON THE MAST ARM POLE INDICATED ABOVE THE EXISTING TRAFFIC SIGNAL HEAD.

CITY OF CALUMET CITY  
LOCATION NO. 21

\* PLANS MODIFIED BY  
ROBINSON ENGINEERING, LTD

REVISIONS	
NAME	DATE
* ADDED EV PREEMPTION	01/02/08

ILLINOIS DEPARTMENT OF TRANSPORTATION  
**PROPOSED EMERGENCY VEHICLE PREEMPTION  
STATE STREET & BENSLEY AVENUE**

SCALE: VERT. \_\_\_\_\_  
HORIZ. \_\_\_\_\_  
DATE \_\_\_\_\_ DRAWN BY \_\_\_\_\_  
CHECKED BY \_\_\_\_\_