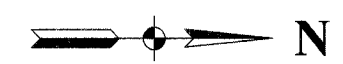
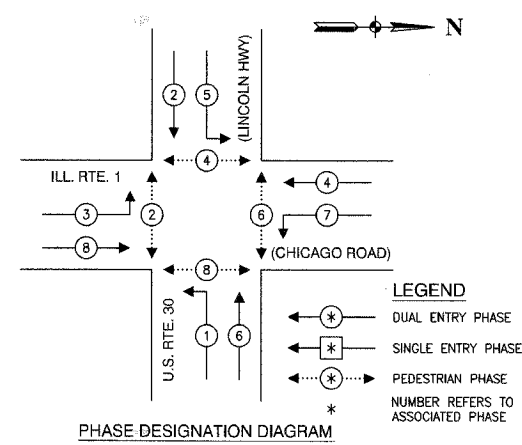


F. A. SHEET NO.	SECTION	COUNTY	TOTAL SHEETS	SHEET NO.
	08-00146-00-TL	COOK	273	102
STA.	TO STA.			
FED. ROAD DIST. NO.	ILLINOIS	FED. AID PROJECT		

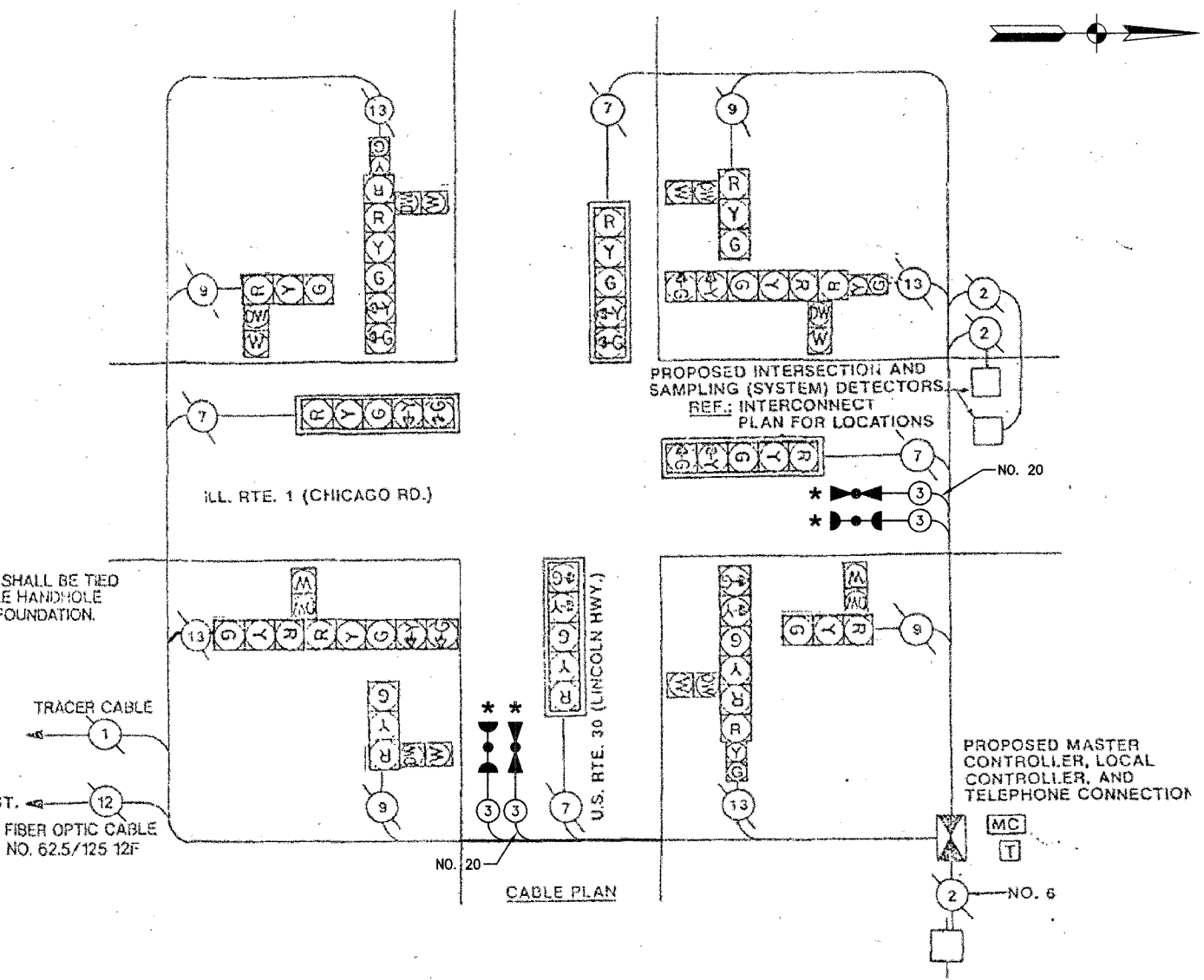
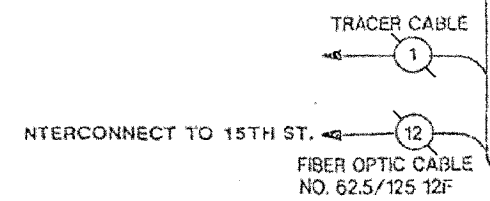
CONTRACT NO. 63003



PEDESTRIAN

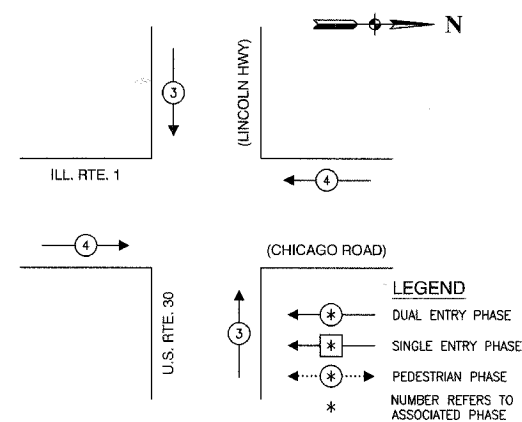


THE END OF THE TRACER CABLE SHALL BE TIED TO A CABLE HOOK IN THE DOUBLE HANDHOLE CLOSEST TO THE CONTROLLER FOUNDATION.



CABLE PLAN LEGEND

EXISTING	PROPOSED	DESCRIPTION
[Symbol]	[Symbol]	8" TRAFFIC SIGNAL SECTION
[Symbol]	[Symbol]	12" TRAFFIC SIGNAL SECTION
[Symbol]	[Symbol]	12" PEDESTRIAN SIGNAL SECTION
[Symbol]	[Symbol]	12" PEDESTRIAN SIGNAL SECTION
[Symbol]	[Symbol]	CONTROLLER CABINET
[Symbol]	[Symbol]	SERVICE INSTALLATION
[Symbol]	[Symbol]	TELEPHONE CONNECTION
[Symbol]	[Symbol]	MAGNETIC DETECTOR
[Symbol]	[Symbol]	EMERGENCY VEHICLE LIGHT DETECTOR
[Symbol]	[Symbol]	CONFIRMATION BEACON
[Symbol]	[Symbol]	PUSHBUTTON DETECTOR
[Symbol]	[Symbol]	VEHICLE DETECTOR, INDUCTION LOOP
[Symbol]	[Symbol]	DENOTES NUMBER OF CONDUCTORS. ALL CABLE NO. 14 EXCEPT AS INDICATED. ALL LOOP DETECTOR CABLE TO BE SHIELDED.
[Symbol]	[Symbol]	SIGNAL FACE WITH BACKPLATE
[Symbol]	[Symbol]	"P" INDICATES PROGRAMMED HEAD
[Symbol]	[Symbol]	RAILROAD CONTROL CABINET
[Symbol]	[Symbol]	ILLUMINATED SIGN, FIBER OPTIC "NO LEFT TURN"
[Symbol]	[Symbol]	ILLUMINATED SIGN, FIBER OPTIC "NO RIGHT TURN"
[Symbol]	[Symbol]	H/C GROUND ROD AT HANDHOLE, DOUBLE HANDHOLE, OR CONTROLLER
[Symbol]	[Symbol]	P GROUND ROD AT POST OR MAST ARM POLE
[Symbol]	[Symbol]	S GROUND ROD AT ELECTRIC SERVICE INSTALLATION



SCHEDULE OF QUANTITIES

PAY ITEM	UNIT	QUANTITY
MAINTENANCE OF EXISTING TRAFFIC SIGNAL INSTALLATION	EACH	1
ELECTRIC CABLE IN CONDUIT, SIGNAL NO. 14 3C	FOOT	276
LIGHT DETECTOR	EACH	2
LIGHT DETECTOR AMPLIFIER	EACH	1
ELECTRIC CABLE IN CONDUIT NO. 20 3/C, TWISTED, SHIELDED	FOOT	276

NOTE
 * 1. THIS PLAN IS FOR THE PURPOSE OF INSTALLING EMERGENCY VEHICLE PREEMPTION EQUIPMENT AS SHOWN PER PLAN INDICATED IN THE SCHEDULE OF QUANTITIES. ALL OTHER EQUIPMENT SHOWN SHALL BE DISREGARDED.

CITY OF CHICAGO HEIGHTS
 LOCATION NO. 42

ILLINOIS DEPARTMENT OF TRANSPORTATION
 PROPOSED EMERGENCY VEHICLE PREEMPTION CABLE PLAN, PHASE DESIGNATION DIAGRAM & SCHEDULE OF QUANTITIES
 ROUTE 30 (LINCOLN HIGHWAY) & CHICAGO RD

* PLANS MODIFIED BY ROBINSON ENGINEERING, LTD

REVISIONS	
NAME	DATE
ADDED EV PREEMPTION	01/02/08

SCALE: VERT. _____
 HORIZ. _____
 DATE _____ DRAWN BY _____
 CHECKED BY _____