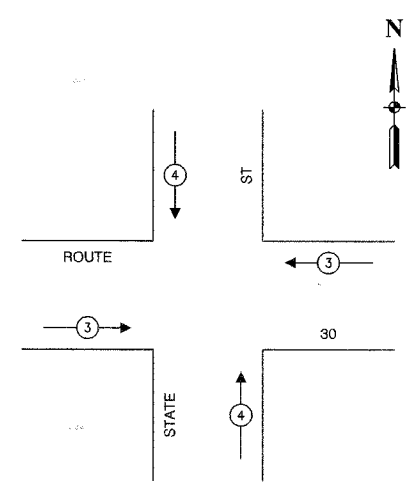
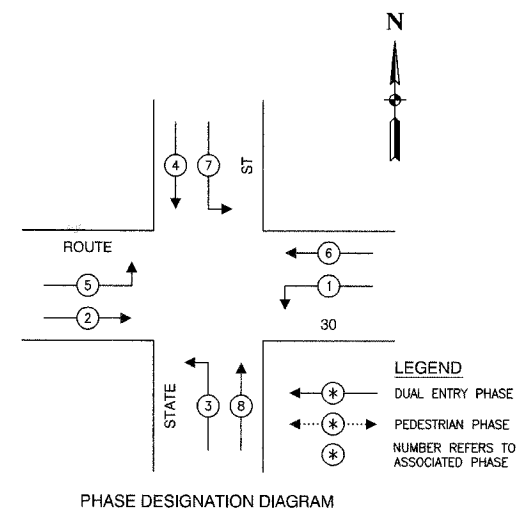
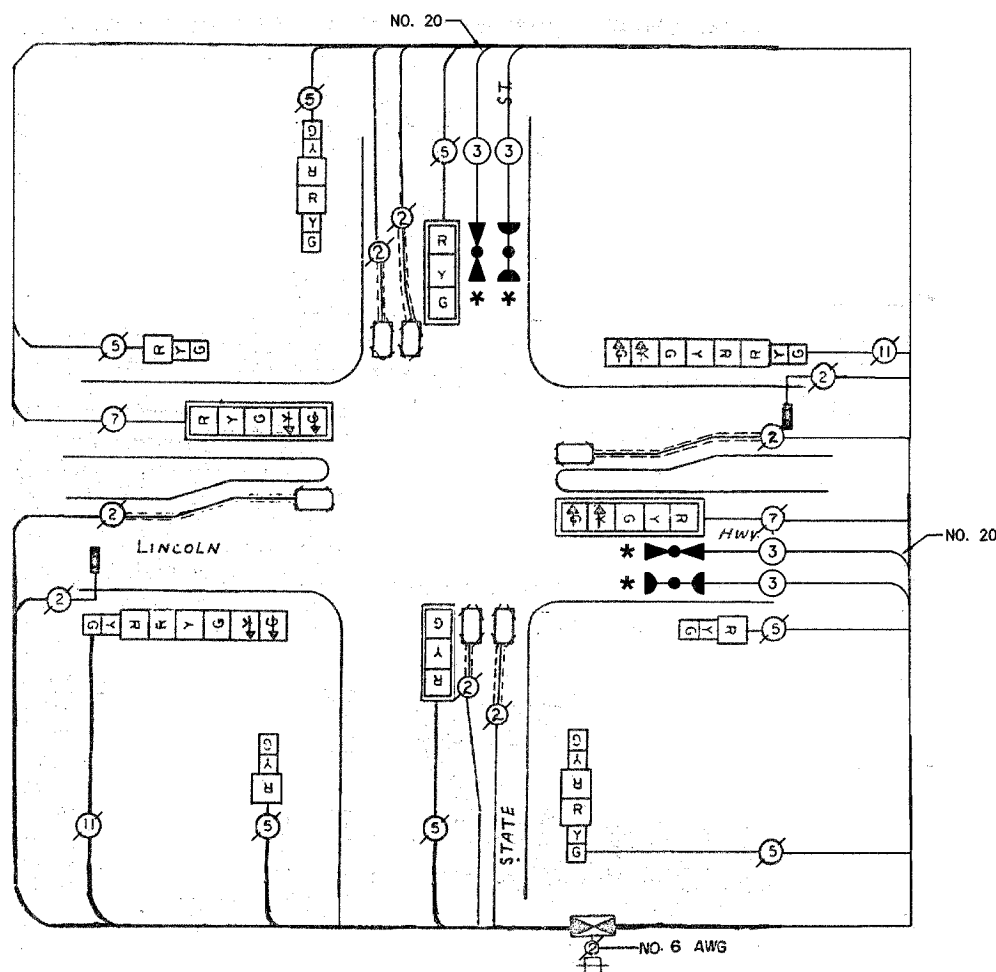


F. A. NO.	SECTION	COUNTY	TOTAL SHEETS	SHEET NO.
	08-00146-00-TL	COOK	273	106
STA.	TO STA.			
FED. ROAD DIST. NO.	KLINGS	FED. AID PROJECT		

CONTRACT NO. 63003



**CABLE PLAN LEGEND**

EXISTING	PROPOSED	DESCRIPTION
[Symbol]	[Symbol]	8" TRAFFIC SIGNAL SECTION
[Symbol]	[Symbol]	12" TRAFFIC SIGNAL SECTION
[Symbol]	[Symbol]	12" PEDESTRIAN SIGNAL SECTION
[Symbol]	[Symbol]	12" PEDESTRIAN SIGNAL SECTION
[Symbol]	[Symbol]	CONTROLLER CABINET
[Symbol]	[Symbol]	SERVICE INSTALLATION
[Symbol]	[Symbol]	TELEPHONE CONNECTION
[Symbol]	[Symbol]	MAGNETIC DETECTOR
[Symbol]	[Symbol]	EMERGENCY VEHICLE LIGHT DETECTOR
[Symbol]	[Symbol]	CONFIRMATION BEACON
[Symbol]	[Symbol]	PUSHBUTTON DETECTOR
[Symbol]	[Symbol]	VEHICLE DETECTOR, INDUCTION LOOP
[Symbol]	[Symbol]	DENOTES NUMBER OF CONDUCTORS. ALL CABLE NO. 14 EXCEPT AS INDICATED. ALL LOOP DETECTOR CABLE TO BE SHIELDED.
[Symbol]	[Symbol]	SIGNAL FACE WITH BACKPLATE
[Symbol]	[Symbol]	"P" INDICATES PROGRAMMED HEAD
[Symbol]	[Symbol]	RAILROAD CONTROL CABINET
[Symbol]	[Symbol]	ILLUMINATED SIGN, FIBER OPTIC "NO LEFT TURN"
[Symbol]	[Symbol]	ILLUMINATED SIGN, FIBER OPTIC "NO RIGHT TURN"
[Symbol]	[Symbol]	H/C GROUND ROD AT HANDHOLE, DOUBLE HANDHOLE, OR CONTROLLER
[Symbol]	[Symbol]	P GROUND ROD AT POST OR MAST ARM POLE
[Symbol]	[Symbol]	S GROUND ROD AT ELECTRIC SERVICE INSTALLATION

EMERGENCY VEHICLE PREEMPTION SEQUENCE

PROPOSED EMERGENCY VEHICLE PREEMPTORS		
EMERGENCY VEHICLE PREEMPTOR	3	4
MOVEMENT	← →	↑ ↓

SCHEDULE OF QUANTITIES		
PAY ITEM	UNIT	QUANTITY
MAINTENANCE OF EXISTING TRAFFIC SIGNAL INSTALLATION	EACH	1
ELECTRIC CABLE IN CONDUIT, SIGNAL NO. 14 3C	FOOT	224
LIGHT DETECTOR	EACH	2
LIGHT DETECTOR AMPLIFIER	EACH	1
ELECTRIC CABLE IN CONDUIT NO. 20 3/C, TWISTED, SHIELDED	FOOT	224

**NOTE**

\* 1. THIS PLAN IS FOR THE PURPOSE OF INSTALLING EMERGENCY VEHICLE PREEMPTION EQUIPMENT AS SHOWN PER PLAN INDICATED IN THE SCHEDULE OF QUANTITIES. ALL OTHER EQUIPMENT SHOWN SHALL BE DISREGARDED.

\* PLANS MODIFIED BY ROBINSON ENGINEERING, LTD

REVISIONS	
NAME	DATE
ADDED EV PREEMPTION	01/02/08

**CITY OF CHICAGO HEIGHTS LOCATION NO. 44**

ILLINOIS DEPARTMENT OF TRANSPORTATION

**PROPOSED EMERGENCY VEHICLE PREEMPTION CABLE PLAN, PHASE DESIGNATION DIAGRAM & SCHEDULE OF QUANTITIES ROUTE 30 (LINCOLN HIGHWAY) & STATE STREET**

SCALE: VERT. \_\_\_\_\_ HORIZ. \_\_\_\_\_ DATE \_\_\_\_\_ DRAWN BY \_\_\_\_\_ CHECKED BY \_\_\_\_\_

ROBINSON ENGINEERING, LTD.  
1700 SOUTH PARK AVENUE SOUTH HOLLAND, ILLINOIS 60473  
(708) 331-6100 FAX (708) 251-1625  
ILLINOIS DESIGN FIRM REGISTRATION NO. 184021125