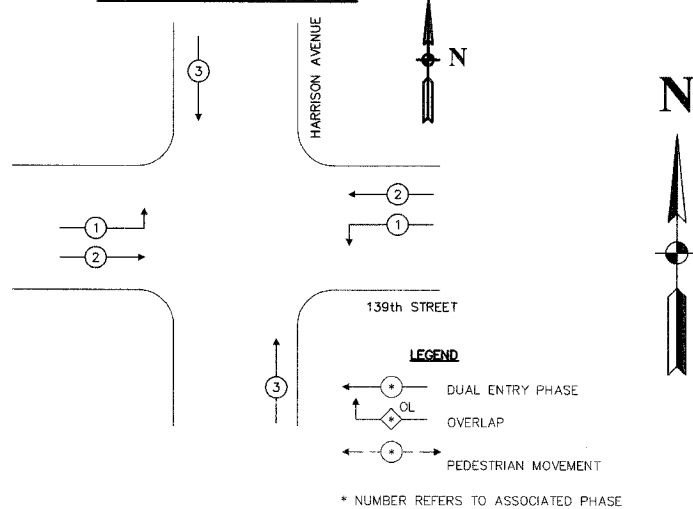


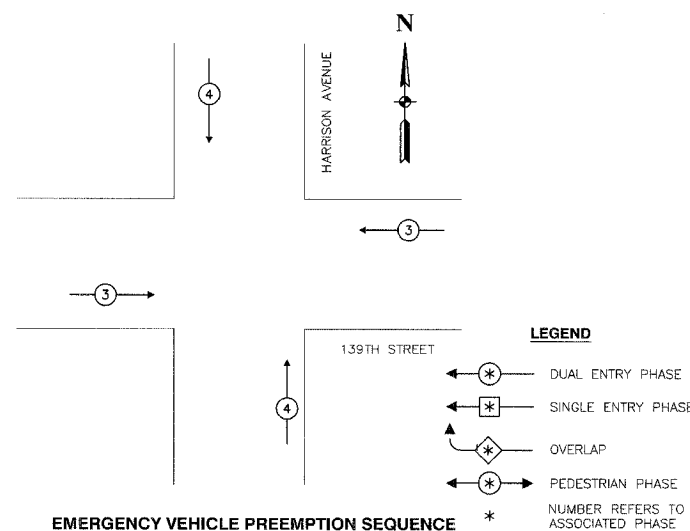
F. A. NO.	SECTION	COUNTY	TOTAL SHEETS	SHEET NO.
	08-00146-00-TL	COOK	273	223
STA.	TO STA.			
FED. ROAD DIST. NO.	ALNOS	FED. AID PROJECT		

CONTRACT NO. 63003

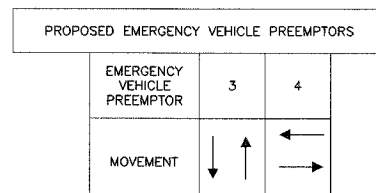
**CONTROLLER SEQUENCE**



**PHASE DESIGNATION DIAGRAM**

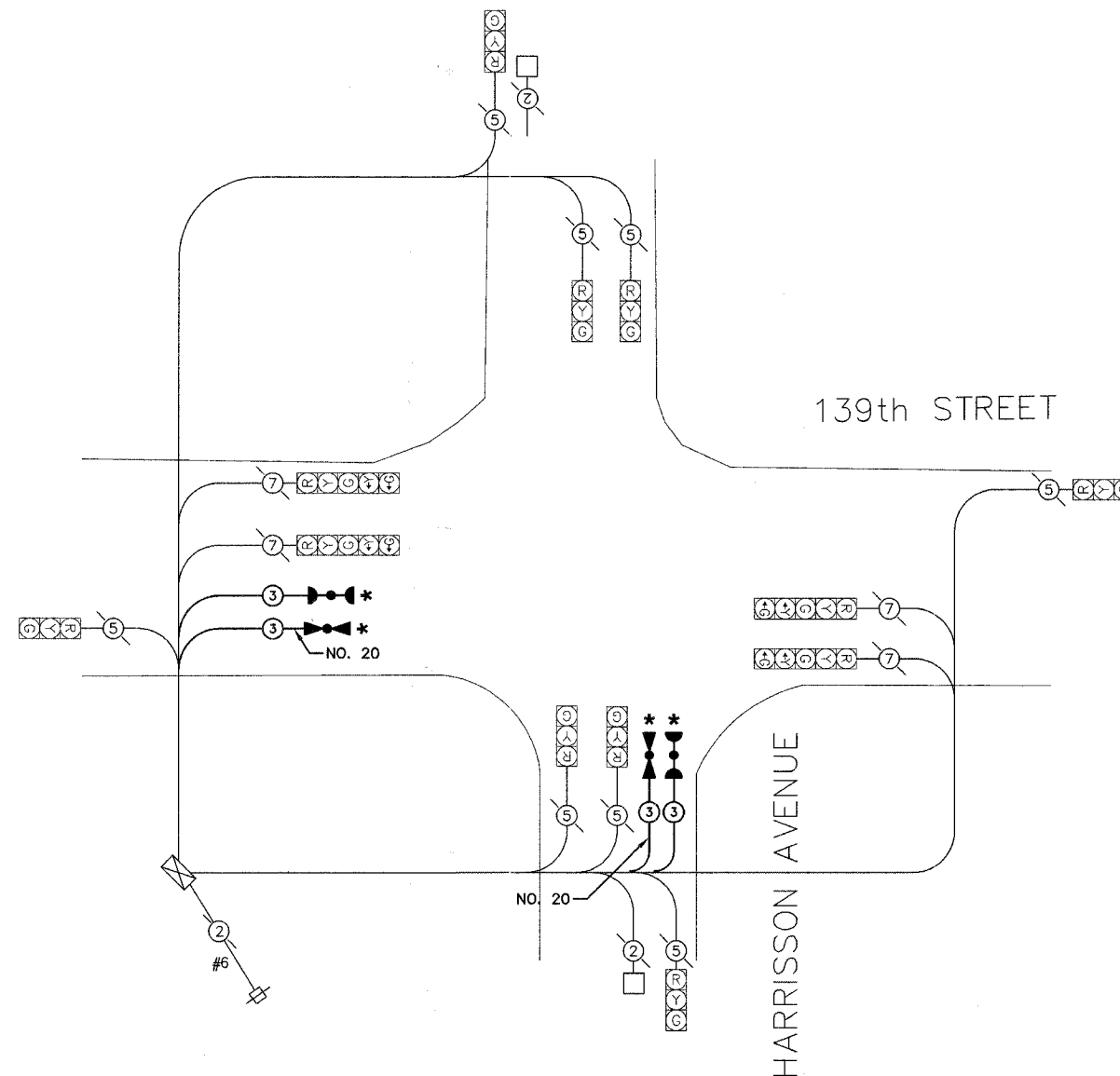


**EMERGENCY VEHICLE PREEMPTION SEQUENCE**



**CABLE PLAN LEGEND**

EXISTING	PROPOSED	DESCRIPTION
[Symbol]	[Symbol]	8" TRAFFIC SIGNAL SECTION
[Symbol]	[Symbol]	12" TRAFFIC SIGNAL SECTION
[Symbol]	[Symbol]	12" PEDESTRIAN SIGNAL SECTION
[Symbol]	[Symbol]	12" PEDESTRIAN SIGNAL SECTION
[Symbol]	[Symbol]	CONTROLLER CABINET
[Symbol]	[Symbol]	SERVICE INSTALLATION
[Symbol]	[Symbol]	TELEPHONE CONNECTION
[Symbol]	[Symbol]	MAGNETIC DETECTOR
[Symbol]	[Symbol]	EMERGENCY VEHICLE LIGHT DETECTOR
[Symbol]	[Symbol]	CONFIRMATION BEACON
[Symbol]	[Symbol]	PUSHBUTTON DETECTOR
[Symbol]	[Symbol]	VEHICLE DETECTOR, INDUCTION LOOP
[Symbol]	[Symbol]	DENOTES NUMBER OF CONDUCTORS. ALL CABLE NO. 14 EXCEPT AS INDICATED. ALL LOOP DETECTOR CABLE TO BE SHIELDED.
[Symbol]	[Symbol]	SIGNAL FACE WITH BACKPLATE "P" INDICATES PROGRAMMED HEAD
[Symbol]	[Symbol]	RAILROAD CONTROL CABINET
[Symbol]	[Symbol]	ILLUMINATED SIGN, FIBER OPTIC "NO LEFT TURN"
[Symbol]	[Symbol]	ILLUMINATED SIGN, FIBER OPTIC "NO RIGHT TURN"
[Symbol]	[Symbol]	GROUND ROD AT HANDHOLE, DOUBLE HANDHOLE, OR CONTROLLER
[Symbol]	[Symbol]	GROUND ROD AT POST OR MAST ARM POLE
[Symbol]	[Symbol]	GROUND ROD AT ELECTRIC SERVICE INSTALLATION



**SCHEDULE OF QUANTITIES**

PAY ITEM	UNIT	QUANTITY
MAINTENANCE OF EXISTING TRAFFIC SIGNAL INSTALLATION	EACH	1
FULL-ACTUATED CONTROLLER AND TYPE IV CABINET, SPECIAL	EACH	1
ELECTRIC CABLE AERIAL SUSPENDED, SIGNAL, NO. 14 3C	FOOT	194
LIGHT DETECTOR	EACH	2
LIGHT DETECTOR AMPLIFIER	EACH	1
REMOVE EXISTING TRAFFIC SIGNAL EQUIPMENT	EACH	1
ELECTRIC CABLE AERIAL SUSPENDED NO. 20 3/C, TWISTED, SHIELDED	FOOT	194

**NOTE**  
 \* 1. THIS PLAN IS FOR THE PURPOSE OF INSTALLING EMERGENCY VEHICLE PREEMPTION EQUIPMENT AS SHOWN PER PLAN INDICATED IN THE SCHEDULE OF QUANTITIES. ALL OTHER EQUIPMENT SHOWN SHALL BE DISREGARDED.

**CABLE PLAN**

\* PLANS MODIFIED BY ROBINSON ENGINEERING, LTD

REVISIONS	
NAME	DATE
ADDED EV PREEMPTION	01/02/08
ADDED NEW 18' POST	

VILLAGE OF POSEN  
 LOCATION NO. 107

ILLINOIS DEPARTMENT OF TRANSPORTATION

PROPOSED EMERGENCY VEHICLE PREEMPTION CABLE PLAN, PHASE DESIGNATION DIAGRAM & SCHEDULE OF QUANTITIES  
 139TH STREET AND HARRISSON AVENUE

SCALE: VERT. \_\_\_\_\_  
 HORIZ. \_\_\_\_\_

DATE \_\_\_\_\_ DRAWN BY \_\_\_\_\_  
 CHECKED BY \_\_\_\_\_

ROBINSON ENGINEERING, LTD.  
 17400 SOUTH PARK AVENUE - SOUTH HOLLAND, ILLINOIS 60472  
 (708) 521-4500 FAX (708) 521-5528  
 ILLINOIS DESIGN FIRM REGISTRATION NO. 184091126