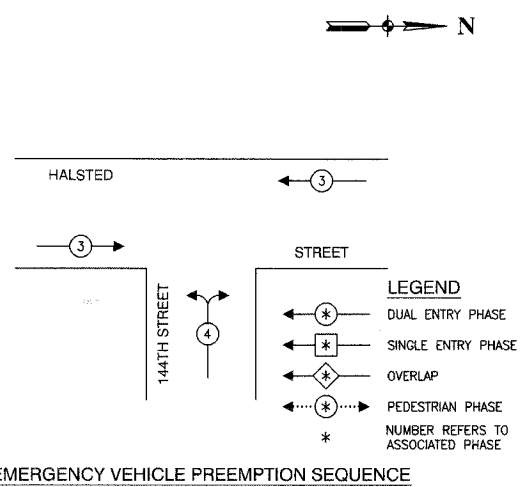
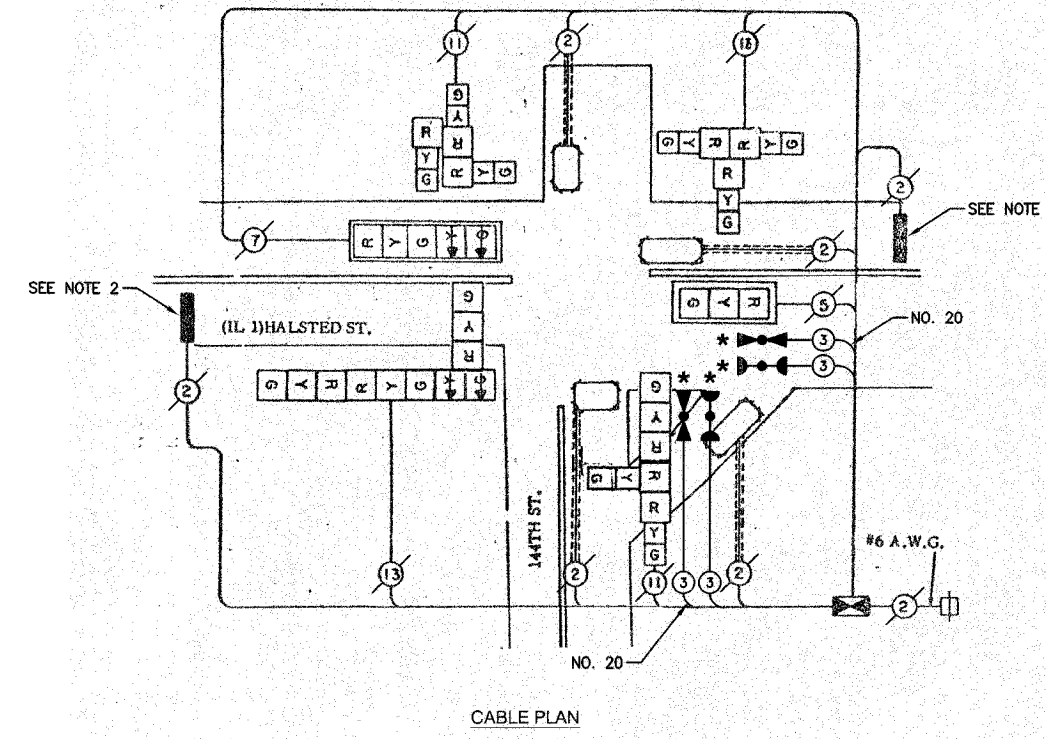
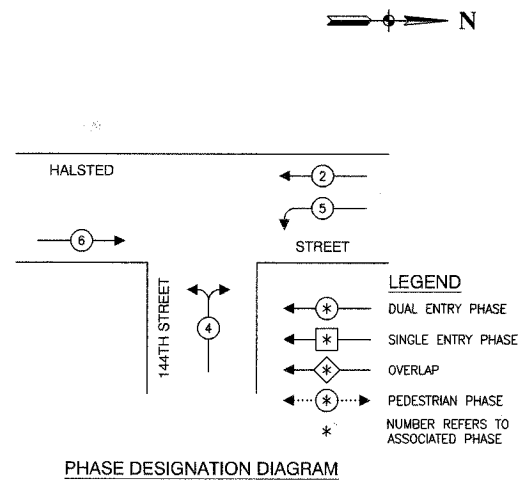
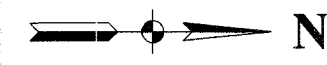


F. A. SHEET	SECTION	COUNTY	TOTAL SHEETS	SHEET NO.
	08-00146-00-TL	COOK	273	229
STA.		TO STA.		
FED. ROAD DIST. NO.	ILLINOIS	FED. RD. PROJECT		

CONTRACT NO. 63003

CABLE PLAN LEGEND

- |          |          |  |
|----------|----------|--|
| EXISTING | PROPOSED |  |
|          |          | 8" TRAFFIC SIGNAL SECTION  |
|          |          | 12" TRAFFIC SIGNAL SECTION   |
|          |          | 12" PEDESTRIAN SIGNAL SECTION  |
|          |          | 12" PEDESTRIAN SIGNAL SECTION  |
|          |          | CONTROLLER CABINET   |
|          |          | SERVICE INSTALLATION   |
|          |          | TELEPHONE CONNECTION   |
|          |          | MAGNETIC DETECTOR  |
|          |          | EMERGENCY VEHICLE LIGHT DETECTOR   |
|          |          | CONFIRMATION BEACON  |
|          |          | PUSHBUTTON DETECTOR  |
|          |          | VEHICLE DETECTOR, INDUCTION LOOP   |
|          |          | 2<br>DENOTES NUMBER OF CONDUCTORS.<br>ALL CABLE NO. 14 EXCEPT AS INDICATED.<br>ALL LOOP DETECTOR CABLE TO BE SHIELDED. |
|          |          | SIGNAL FACE WITH BACKPLATE<br>"P" INDICATES PROGRAMMED HEAD  |
|          |          | RAILROAD CONTROL CABINET   |
|          |          | ILLUMINATED SIGN, FIBER OPTIC<br>"NO LEFT TURN"  |
|          |          | ILLUMINATED SIGN, FIBER OPTIC<br>"NO RIGHT TURN"   |
|          |          | H/C<br>GROUND ROD AT HANDHOLE,<br>DOUBLE HANDHOLE, OR CONTROLLER   |
|          |          | P<br>GROUND ROD AT POST OR MAST ARM POLE   |
|          |          | S<br>GROUND ROD AT ELECTRIC SERVICE INSTALLATION   |



PROPOSED EMERGENCY VEHICLE PREEMPTORS		
EMERGENCY VEHICLE PREEMPTOR	3	4
MOVEMENT		

SCHEDULE OF QUANTITIES		
PAY ITEM	UNIT	QUANTITY
MAINTENANCE OF EXISTING TRAFFIC SIGNAL INSTALLATION	EACH	1
ELECTRIC CABLE IN CONDUIT, SIGNAL NO. 14 3C	FOOT	164
TRAFFIC SIGNAL POST, GALVANIZED STEEL 18 FT.	EACH	1
LIGHT DETECTOR	EACH	2
LIGHT DETECTOR AMPLIFIER	EACH	1
RELOCATE EXISTING SIGNAL HEAD	EACH	3
REMOVE AND REINSTALL ELECTRIC CABLE FROM CONDUIT	FOOT	15
REMOVE EXISTING TRAFFIC SIGNAL EQUIPMENT	EACH	1
ELECTRIC CABLE IN CONDUIT NO. 20 3/C, TWISTED, SHIELDED	EACH	164

NOTE  
 \* 1. THIS PLAN IS FOR THE PURPOSE OF INSTALLING EMERGENCY VEHICLE PREEMPTION EQUIPMENT AS SHOWN PER PLAN INDICATED IN THE SCHEDULE OF QUANTITIES. ALL OTHER EQUIPMENT SHOWN SHALL BE DISREGARDED.

\* PLANS MODIFIED BY  
ROBINSON ENGINEERING, LTD

REVISIONS	
NAME	DATE
ADDED EV PREEMPTION	01/02/08
ADDED NEW 18' POST	

ILLINOIS DEPARTMENT OF TRANSPORTATION  
 VILLAGE OF RIVERDALE  
 LOCATION NO. 110

PROPOSED EMERGENCY VEHICLE PREEMPTION  
 CABLE PLAN, PHASE DESIGNATION DIAGRAM &  
 SCHEDULE OF QUANTITIES  
 144TH STREET & HALSTED STREET

SCALE: VERT. \_\_\_\_\_ DRAWN BY \_\_\_\_\_  
 HORIZ. \_\_\_\_\_ CHECKED BY \_\_\_\_\_  
 DATE \_\_\_\_\_