


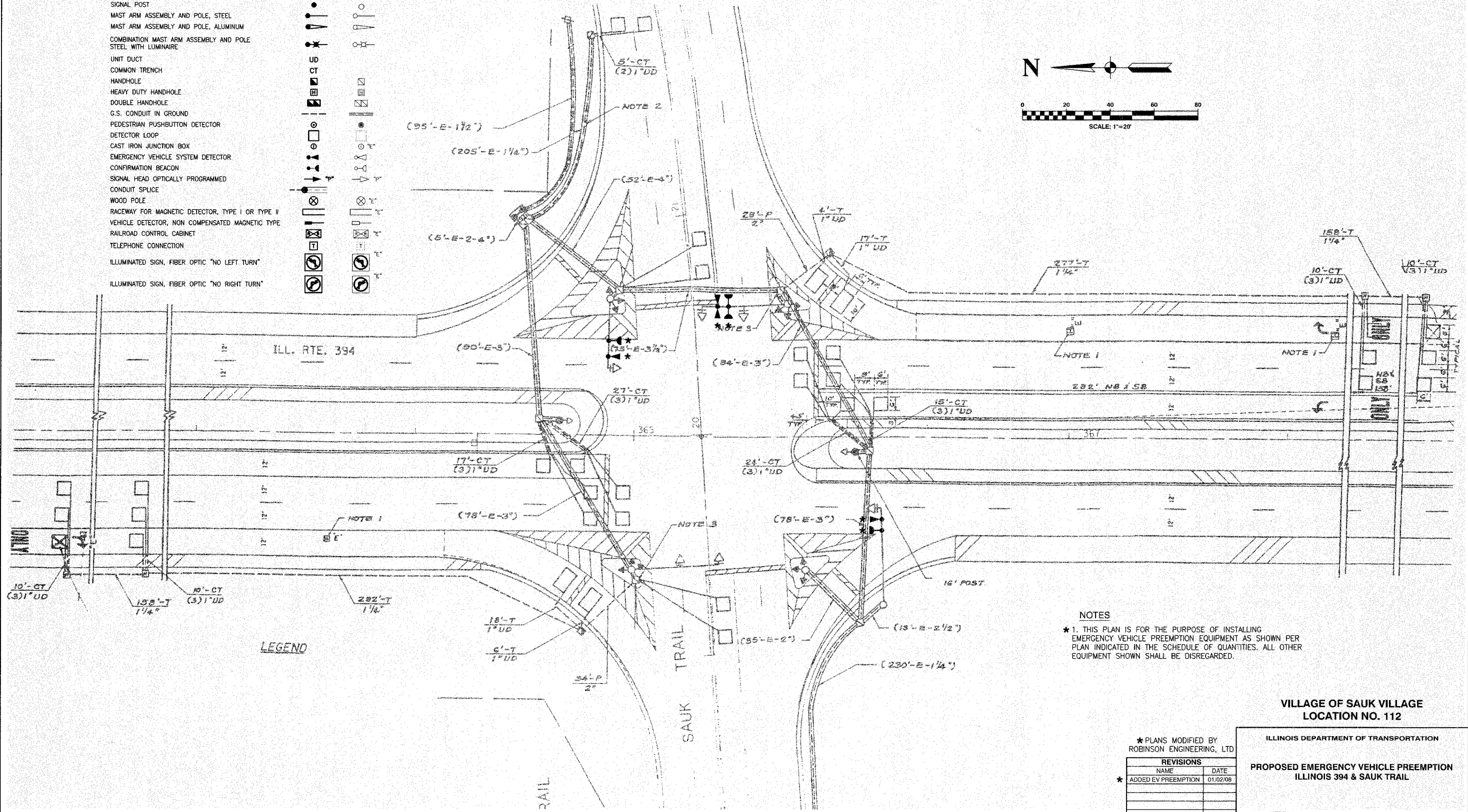
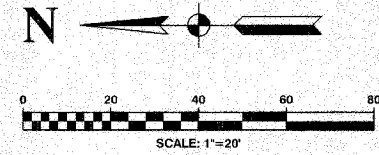
TRAFFIC SIGNAL LEGEND

- CONTROLLER
- SERVICE INSTALLATION
- SIGNAL HEAD
- SIGNAL HEAD WITH BACKPLATE
- SIGNAL HEAD, PEDESTRIAN
- SIGNAL POST
- MAST ARM ASSEMBLY AND POLE, STEEL
- MAST ARM ASSEMBLY AND POLE, ALUMINUM
- COMBINATION MAST ARM ASSEMBLY AND POLE STEEL WITH LUMINAIRE
- UNIT DUCT
- COMMON TRENCH
- HANDHOLE
- HEAVY DUTY HANDHOLE
- DOUBLE HANDHOLE
- G.S. CONDUIT IN GROUND
- PEDESTRIAN PUSHBUTTON DETECTOR
- DETECTOR LOOP
- CAST IRON JUNCTION BOX
- EMERGENCY VEHICLE SYSTEM DETECTOR
- CONFIRMATION BEACON
- SIGNAL HEAD OPTICALLY PROGRAMMED
- CONDUIT SPLICE
- WOOD POLE
- RACEWAY FOR MAGNETIC DETECTOR, TYPE I OR TYPE II
- VEHICLE DETECTOR, NON COMPENSATED MAGNETIC TYPE
- RAILROAD CONTROL CABINET
- TELEPHONE CONNECTION
- ILLUMINATED SIGN, FIBER OPTIC "NO LEFT TURN"
- ILLUMINATED SIGN, FIBER OPTIC "NO RIGHT TURN"



F. A. SHE.	SECTION	COUNTY	TOTAL SHEETS	SHEET NO.
	08-00146-00-TL	COOK	273	232
STA.	TO STA.			
FED. ROAD DIST. NO.	ALIGNS	FED. AID PROJECT		

CONTRACT NO. 63003



NOTES
 * 1. THIS PLAN IS FOR THE PURPOSE OF INSTALLING EMERGENCY VEHICLE PREEMPTION EQUIPMENT AS SHOWN PER PLAN INDICATED IN THE SCHEDULE OF QUANTITIES. ALL OTHER EQUIPMENT SHOWN SHALL BE DISREGARDED.

LEGEND

VILLAGE OF SAUK VILLAGE
 LOCATION NO. 112

* PLANS MODIFIED BY
 ROBINSON ENGINEERING, LTD

REVISIONS	
NAME	DATE
* ADDED EV PREEMPTION	01/02/08

ILLINOIS DEPARTMENT OF TRANSPORTATION
**PROPOSED EMERGENCY VEHICLE PREEMPTION
 ILLINOIS 394 & SAUK TRAIL**

SCALE: VERT. _____
 HORIZ. _____
 DATE _____ DRAWN BY _____
 CHECKED BY _____