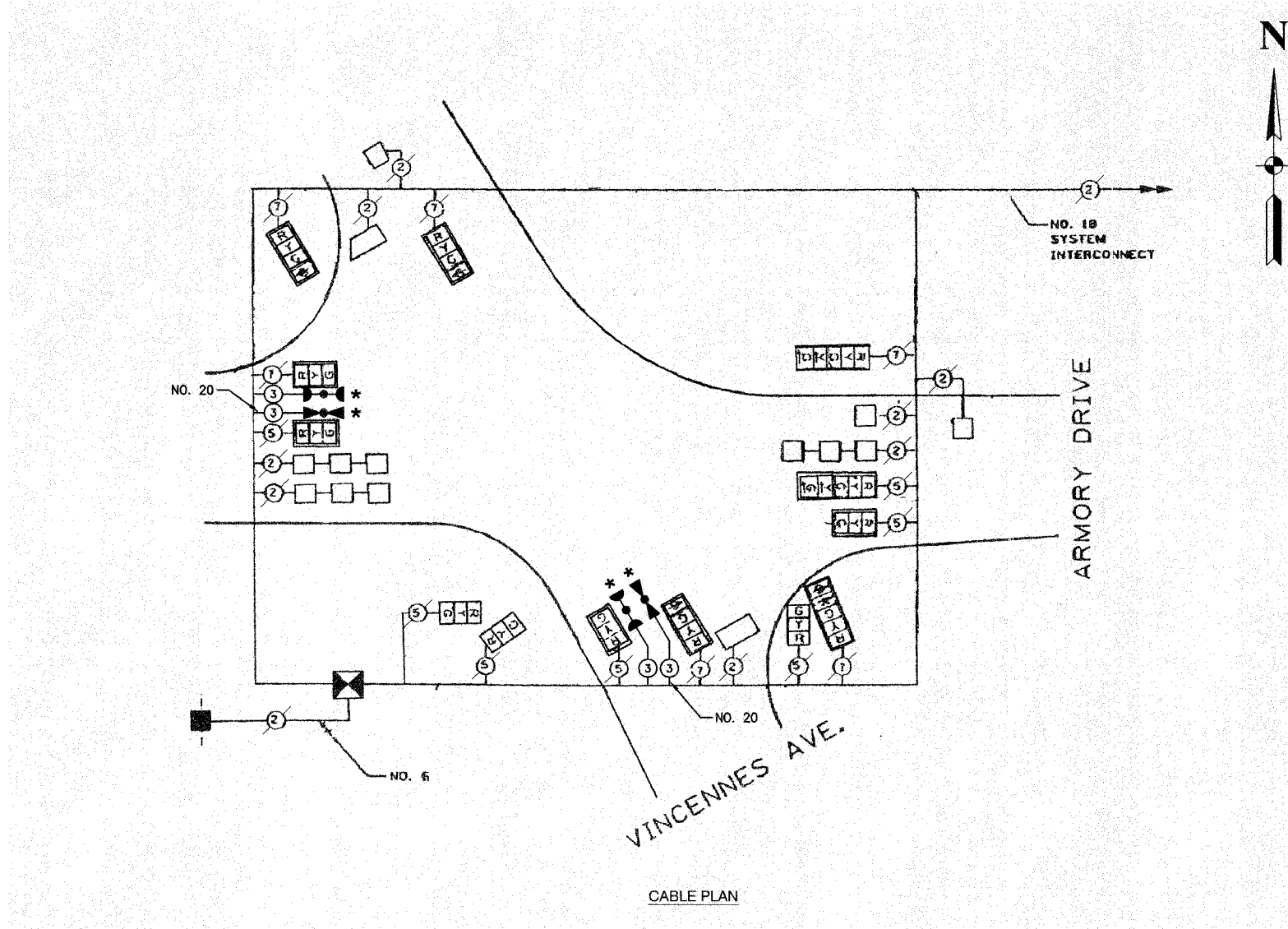
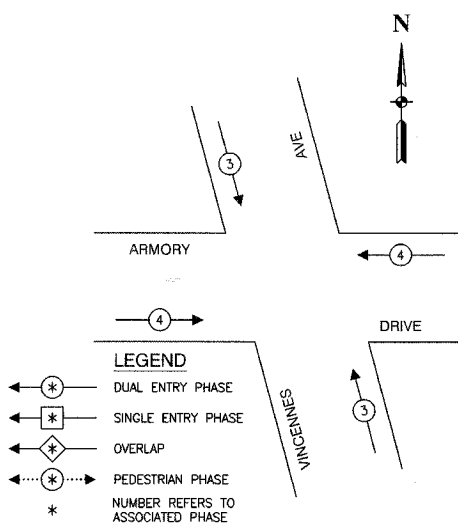
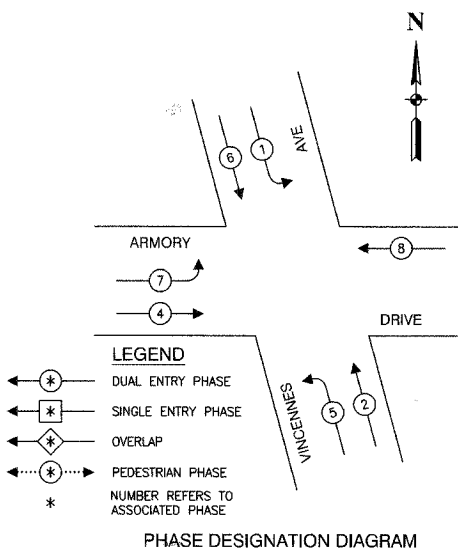


F. A. NO.	SECTION	COUNTY	TOTAL SHEETS	SHEET NO.
	08-00146-00-TL	COOK	273	271
STA.	TO STA.			
FED. ROAD DIST. NO.	ALLEYS	FED. AID PROJECT		

CONTRACT NO. 63003



**CABLE PLAN LEGEND**

EXISTING	PROPOSED	
		8" TRAFFIC SIGNAL SECTION
		12" TRAFFIC SIGNAL SECTION
		12" PEDESTRIAN SIGNAL SECTION
		CONTROLLER CABINET
		SERVICE INSTALLATION
		TELEPHONE CONNECTION
		MAGNETIC DETECTOR
		EMERGENCY VEHICLE LIGHT DETECTOR
		CONFIRMATION BEACON
		PUSHBUTTON DETECTOR
		VEHICLE DETECTOR, INDUCTION LOOP
		DENOTES NUMBER OF CONDUCTORS. ALL CABLE NO. 14 EXCEPT AS INDICATED. ALL LOOP DETECTOR CABLE TO BE SHIELDED.
		SIGNAL FACE WITH BACKPLATE "P" INDICATES PROGRAMMED HEAD
		RAILROAD CONTROL CABINET
		ILLUMINATED SIGN, FIBER OPTIC "NO LEFT TURN"
		ILLUMINATED SIGN, FIBER OPTIC "NO RIGHT TURN"
		H/C GROUND ROD AT HANDHOLE, DOUBLE HANDHOLE, OR CONTROLLER
		P GROUND ROD AT POST OR MAST ARM POLE
		S GROUND ROD AT ELECTRIC SERVICE INSTALLATION

**SCHEDULE OF QUANTITIES**

PAY ITEM	UNIT	QUANTITY
MAINTENANCE OF EXISTING TRAFFIC SIGNAL INSTALLATION	EACH	1
ELECTRIC CABLE IN CONDUIT, SIGNAL NO. 14 3C	FOOT	343
LIGHT DETECTOR	EACH	2
LIGHT DETECTOR AMPLIFIER	EACH	1
ELECTRIC CABLE IN CONDUIT NO. 20 3/C, TWISTED, SHIELDED	FOOT	343

**NOTE**  
 \* 1. THIS PLAN IS FOR THE PURPOSE OF INSTALLING EMERGENCY VEHICLE PREEMPTION EQUIPMENT AS SHOWN PER PLAN INDICATED IN THE SCHEDULE OF QUANTITIES. ALL OTHER EQUIPMENT SHOWN SHALL BE DISREGARDED.

\* PLANS MODIFIED BY  
 ROBINSON ENGINEERING, LTD

REVISIONS	
NAME	DATE
* ADDED EV PREEMPTION	01/02/06

ILLINOIS DEPARTMENT OF TRANSPORTATION  
**PROPOSED EMERGENCY VEHICLE PREEMPTION CABLE PLAN, PHASE DESIGNATION DIAGRAM & SCHEDULE OF QUANTITIES**  
 VINCENNES ROAD & ARMORY (170TH STREET) DRIVE

SCALE: VERT. \_\_\_\_\_  
 HORIZ. \_\_\_\_\_

DRAWN BY \_\_\_\_\_  
 CHECKED BY \_\_\_\_\_