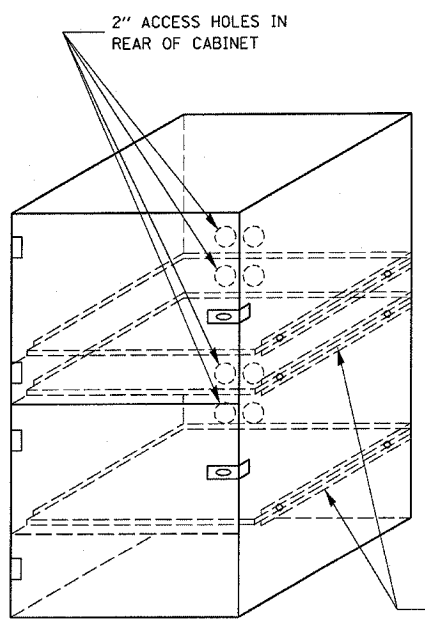


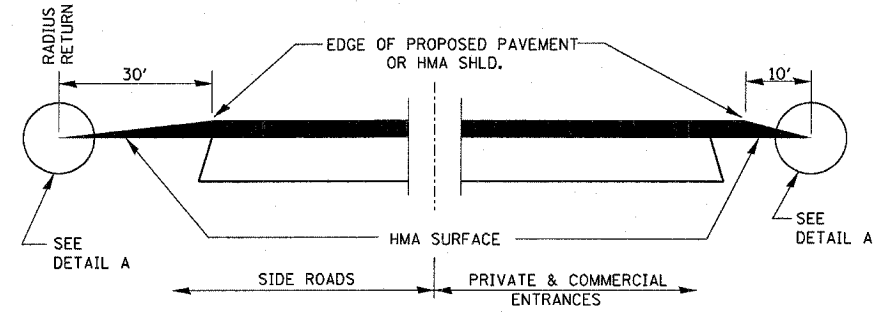
* ALLOWS FOR 1/8" CLEARANCE AT TOP AND BOTTOM OF CABINET AND BETWEEN DOORS.

- NOTES:
1. USE 16 GAUGE STEEL FOR CABINET.
 2. THE TOP SHELF SHALL SLIDE IN OR OUT WITH THE TOP DOOR OPEN.
 3. ALL HINGES AND HASPS WILL BE WELDED TO THE CABINET.
 4. ALL EDGES SHALL BE GROUND SMOOTH.
 5. TWO (2" DIA.) ACCESS HOLES WILL BE REQUIRED FOR EACH SHELF.
 6. CABINET SHALL BE PAINTED WITH TWO COATS OF FLAT PAINT.
 7. 2 EACH MATCHING KEY PADLOCKS, WITH 3 KEYS PROVIDED, MASTER MODEL 3 T OR EQUIVALENT.
 8. 4 EACH PLAIN STEEL, NON-REMOVABLE PIN, NO HOLE 4" x 4" SQUARE CORNER HINGES TO BE WELDED ON.
 9. 2 EACH EXTRA HEAVY, PLAIN STEEL, FIXED STAPLE, NO HOLE, 7/4" HASPS TO BE WELDED ON.

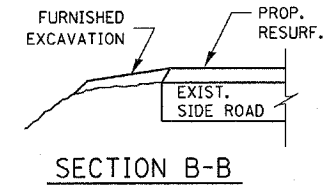


FLAT STOCK DIMENSIONS VARY DEPENDING ON TYPE OF ROLLER ASSEMBLY

LOCKABLE COMPUTER CABINET

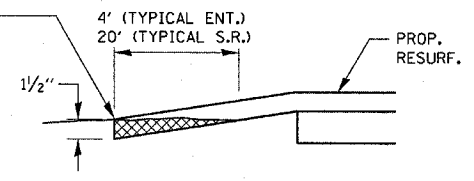


SECTION A-A
DETAILS AT ENTRANCES & SIDE ROADS

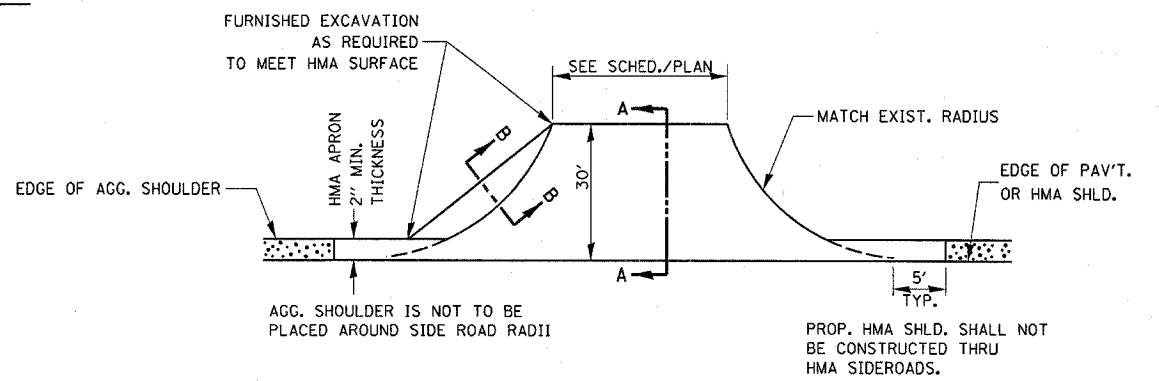


SECTION B-B

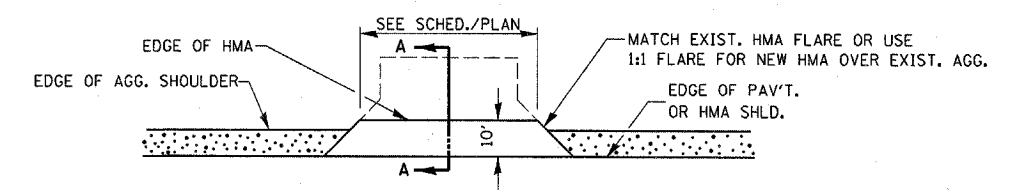
THE COST OF REMOVAL AT EXISTING HMA OR P.C.C. LOCATIONS SHALL BE PAID FOR PER SQ. YD. BY THE APPROPRIATE PAY ITEM. REMOVAL AT THE EXISTING AGG. LOCATIONS SHALL BE INCIDENTAL TO THE HMA. A-3 LOCATIONS SHALL BE FEATHER TAPERED.



DETAIL A



PLAN AT SIDE ROADS



PLAN AT PRIVATE & COMMERCIAL ENTRANCES
(DO NOT RESURFACE FIELD ENTRANCES)

FILE NAME = c:\projects\ed06204\allshls.dgn	USER NAME = dunoanbd	DESIGNED -	REVISED -	STATE OF ILLINOIS DEPARTMENT OF TRANSPORTATION	DETAILS				F.A.P. RTE. 607	SECTION (129,130)RS-3	COUNTY KENDALL	TOTAL SHEETS 9	SHEET NO. 9
	PLOT SCALE = 50,000' / IN.	DRAWN -	REVISED -		SCALE:	SHEET NO.	OF	SHEETS	STA.	TO STA.	CONTRACT NO. 66474		
	PLOT DATE = Mar 18, 2008 - 10:30:40 AM	CHECKED -	REVISED -								FED. ROAD DIST. NO. ILLINOIS FED. AID PROJECT		
		DATE -	REVISED -										