| F.A.P. RTE. | SECTION | COUNTY | TOTAL SHEETS | SHEET NO. |
|---|---|---|---|---|
| 46 | (2,2-1)RS-2 | LASALLE | 19 | 19 |
| STA. | | TO STA. | | |
| FED. ROAD DIST. NO. | ILLINOIS | FED. AID PROJECT | | |

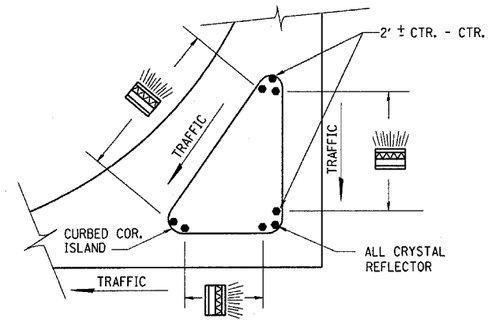


PRISMATIC REFLECTORS

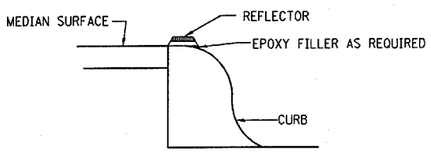


SECTION VIEW

NOTES

1. PRISMATIC REFLECTORS SHALL BE MONO-DIRECTIONAL AND POSITIONED SO THAT THE REFLECTIVE FACE IS FACING THE APPROACHING TRAFFIC.
2. PRISMATIC REFLECTORS SHALL BE SECURED IN PLACE WITH AN EPOXY ADHESIVE.
3. PRISMATIC REFLECTORS SHALL BE EITHER AMBER OR CRYSTAL IN COLOR.

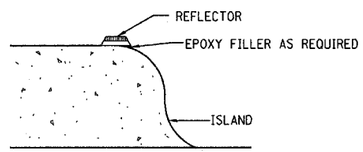


SECTION VIEW

NOTES

1. PRISMATIC REFLECTORS SHALL BE MONO-DIRECTIONAL AND POSITIONED SO THAT THE REFLECTIVE FACE IS FACING THE APPROACHING TRAFFIC.
2. PRISMATIC REFLECTORS SHALL BE SECURED IN PLACE WITH AN EPOXY ADHESIVE.
3. PRISMATIC REFLECTORS SHALL BE EITHER AMBER OR CRYSTAL IN COLOR.

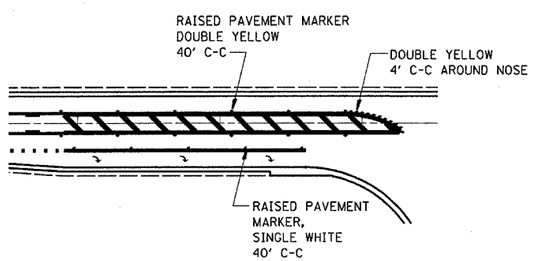


**RAISED REFLECTIVE PAVEMENT MARKERS @ RIGHT TURN LANE**

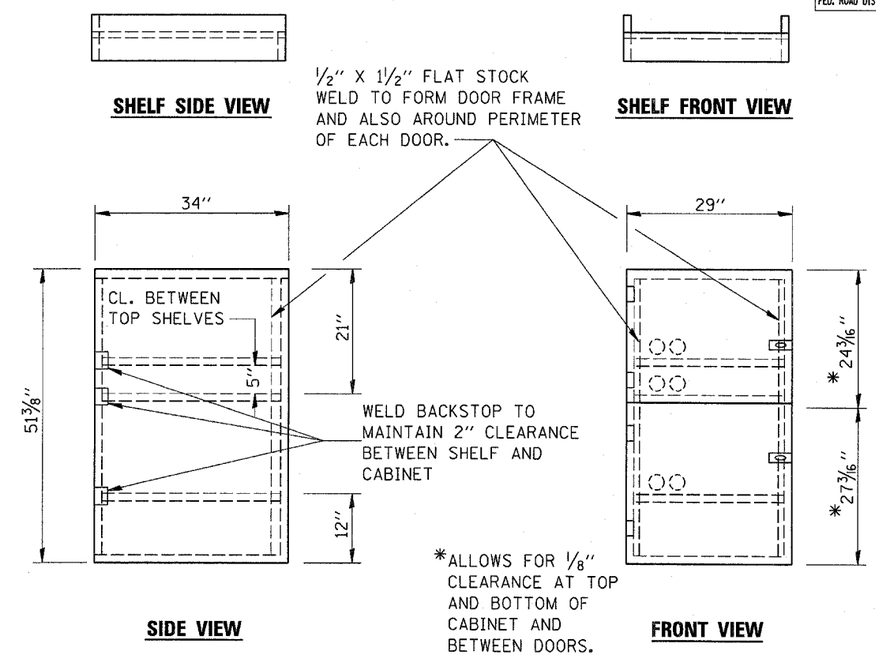


NOTES:

1. USE 16 GAUGE STEEL FOR CABINET.
2. THE TOP SHELF SHALL SLIDE IN OR OUT WITH THE TOP DOOR OPEN.
3. ALL HINGES AND HASPS WILL BE WELDED TO THE CABINET.
4. ALL EDGES SHALL BE GROUND SMOOTH.
5. TWO (2" DIA.) ACCESS HOLES WILL BE REQUIRED FOR EACH SHELF.
6. CABINET SHALL BE PAINTED WITH TWO COATS OF FLAT PAINT.
7. 2 EACH MATCHING KEY PADLOCKS, WITH 3 KEYS PROVIDED, MASTER MODEL 3 T OR EQUIVALENT.
8. 4 EACH PLAIN STEEL, NON-REMOVABLE PIN, NO HOLE 4"X4" SQUARE CORNER HINGES TO BE WELDED ON.
9. 2 EACH EXTRA HEAVY, PLAIN STEEL, FIXED STAPLE, NO HOLE, 7 1/4 " HASPS TO BE WELDED ON.

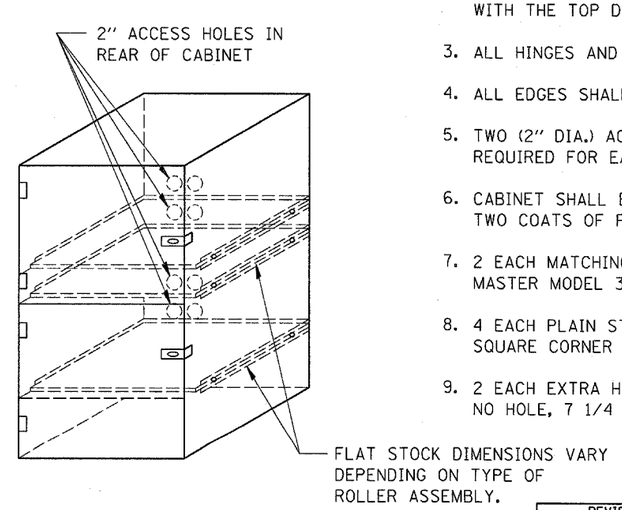


**LOCKABLE COMPUTER CABINET**

| REVISIONS | |
|---|---|
| NAME | DATE |
| | |

ILLINOIS DEPARTMENT OF TRANSPORTATION

# DETAILS

SCALE: VERT. HORIZ.

DATE

DRAWN BY

CHECKED BY

Mar 31, 2008 - 05:19:33 PM
c:\projects\ed0305\details.dgn