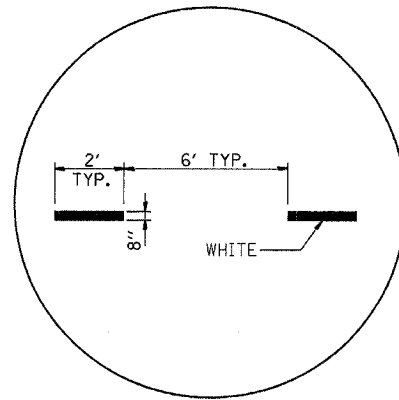
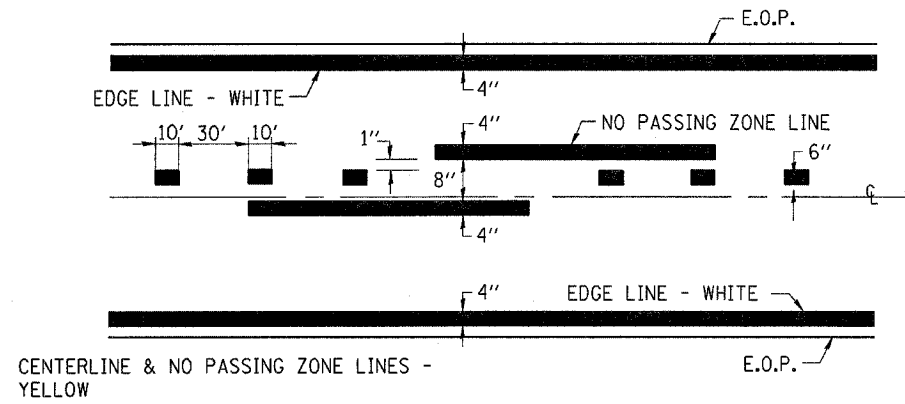
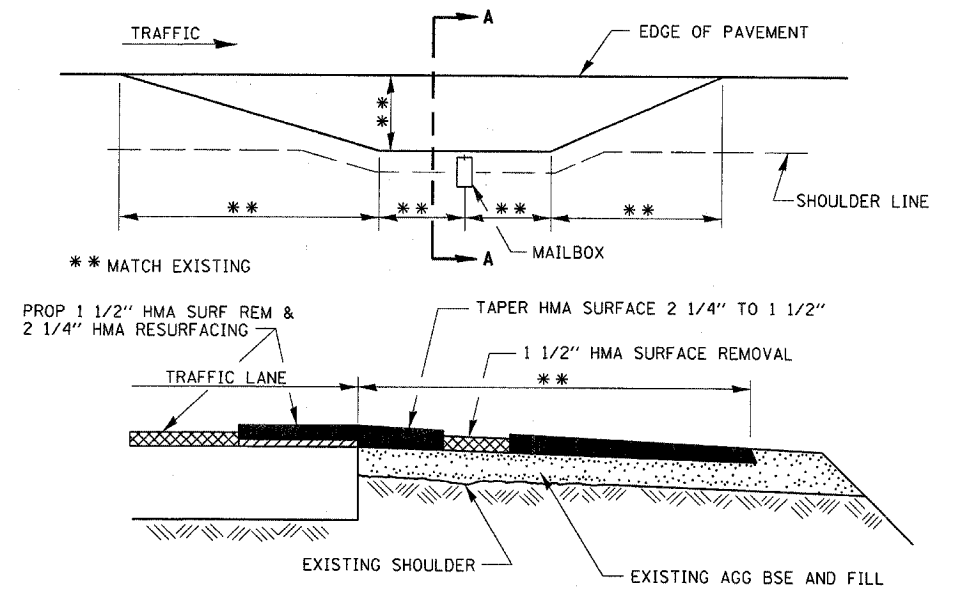


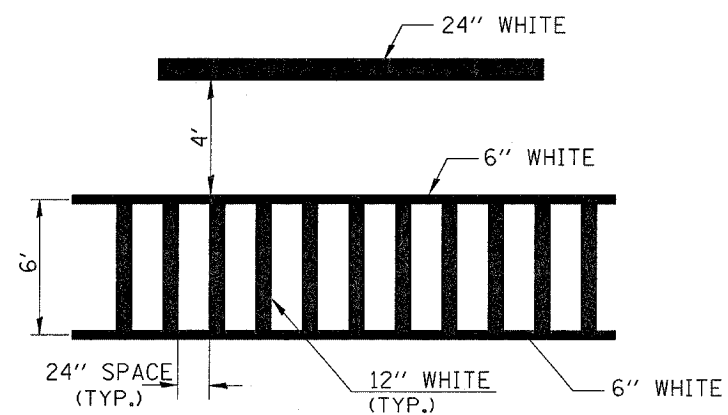
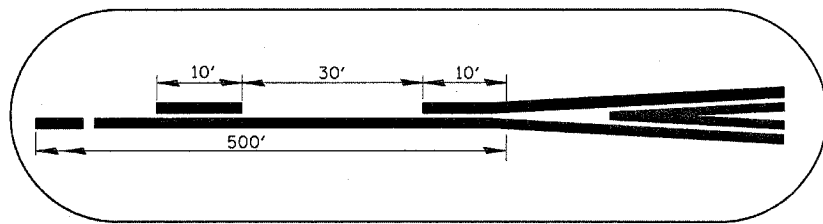
### PAVEMENT MARKING



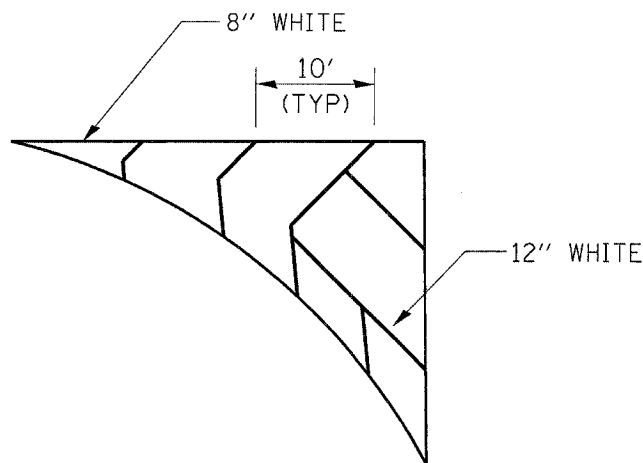
### DETAIL FOR TURN LANE DASHES



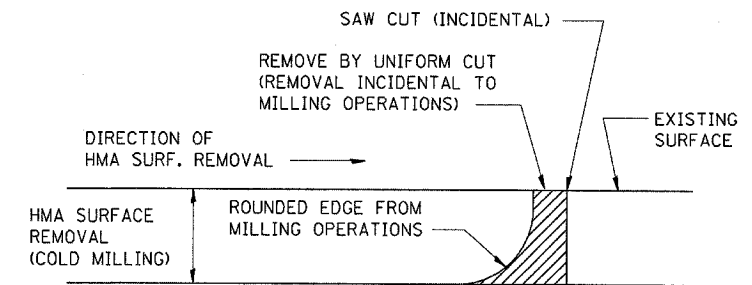
SECTION A-A  
RURAL MAILBOX TURNOUT DETAILS



TYPICAL SPACING DETAIL FOR  
CROSSWALKS AND STOP BARS



DETAIL FOR MARKED ISLAND



NOTE: WHEN MILLING OPERATIONS PRODUCE A ROUNDED EDGE, THEN A SAW CUT SHALL BE USED TO MANUFACTURE A PERPENDICULAR EDGE AS SHOWN IN THE DETAIL. THE ENGINEER SHALL BE THE SOLE JUDGE CONCERNING THE USE OF THIS DETAIL

HMA DETAIL AT BUTT JOINTS

FILE NAME = c:\projects\d366676\coverht.dgn	USER NAME = schwanberg	DESIGNED - DRAWN - CHECKED - DATE -	REVISED - REVISED - REVISED - REVISED -	STATE OF ILLINOIS DEPARTMENT OF TRANSPORTATION	DETAILS	F.A.P. RTE. 324	SECTION (25,26)RS-3	COUNTY DEKALB	TOTAL SHEETS 24	SHEET NO. 18	CONTRACT NO. 66676
PLOT SCALE = 50,0000' / IN.				SCALE: SHEET NO. OF SHEETS STA. TO STA.		FED. ROAD DIST. NO. 4 ILLINOIS FED. AID PROJECT					