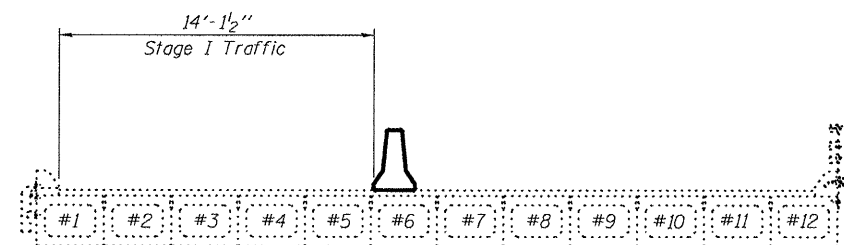


STATE OF ILLINOIS
DEPARTMENT OF TRANSPORTATION

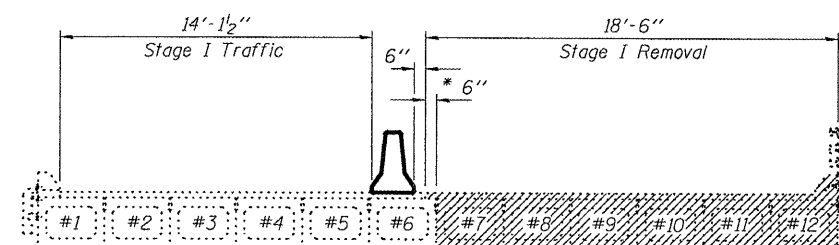
ROUTE NO.	SECTION	COUNTY	SHEET	TOTAL SHEETS
FAP 317	*	LIVINGSTON	16	15
Contract Number: 66809 * (25-B-11)-1				

SHEET NO. 5
6 SHEETS



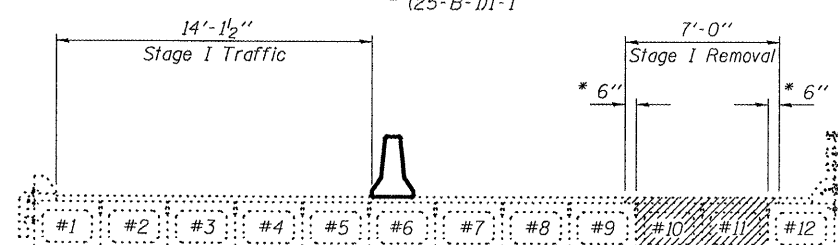
SPAN 1 CROSS SECTION
(Showing Stage I Removal)

* Limit of HMA Removal



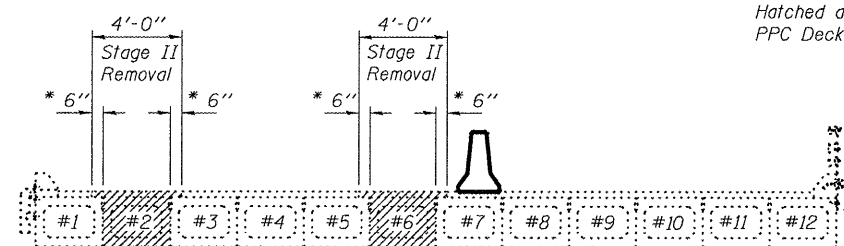
SPAN 2 CROSS SECTION
(Showing Stage I Removal)

Remove, store,
& Re-erect
Existing Railing

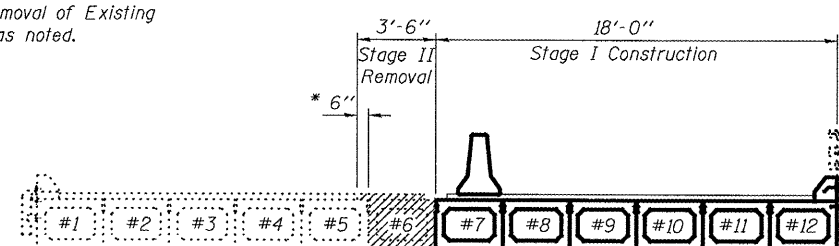


SPAN 3 CROSS SECTION
(Showing Stage I Removal)

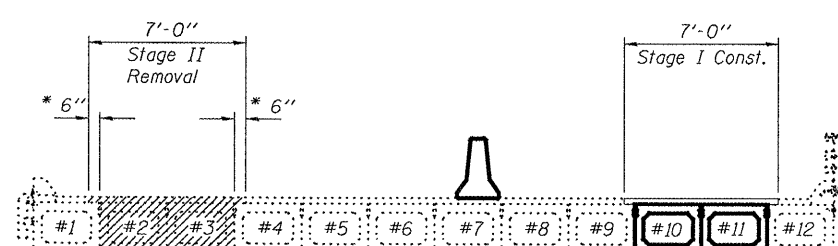
Note:
Hatched areas indicate Removal of Existing
PPC Deck Beams except as noted.



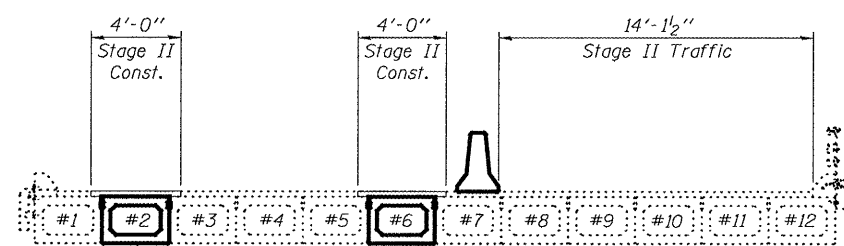
SPAN 1 CROSS SECTION
(Showing Stage I Construction & Stage II Removal)



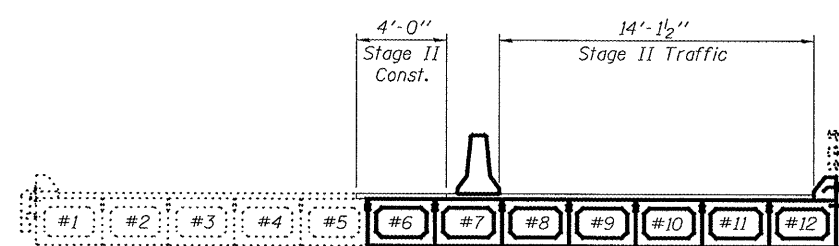
SPAN 2 CROSS SECTION
(Showing Stage I Construction & Stage II Removal)



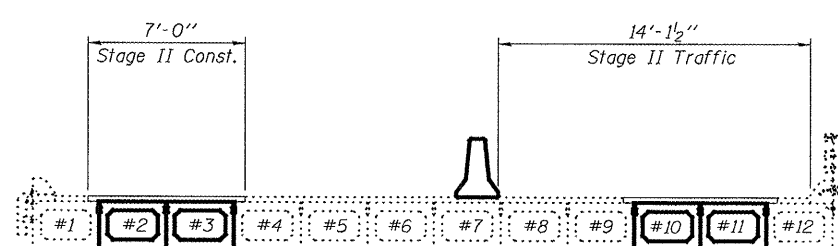
SPAN 3 CROSS SECTION
(Showing Stage I Construction & Stage II Removal)



SPAN 1 CROSS SECTION
(Showing Stage II Construction)

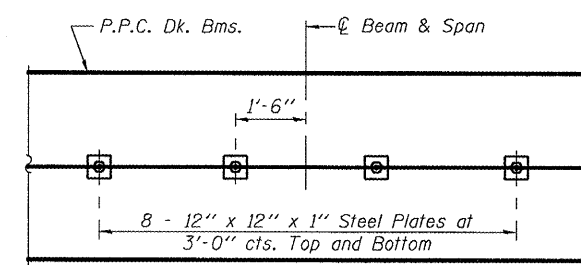


SPAN 2 CROSS SECTION
(Showing Stage II Construction)

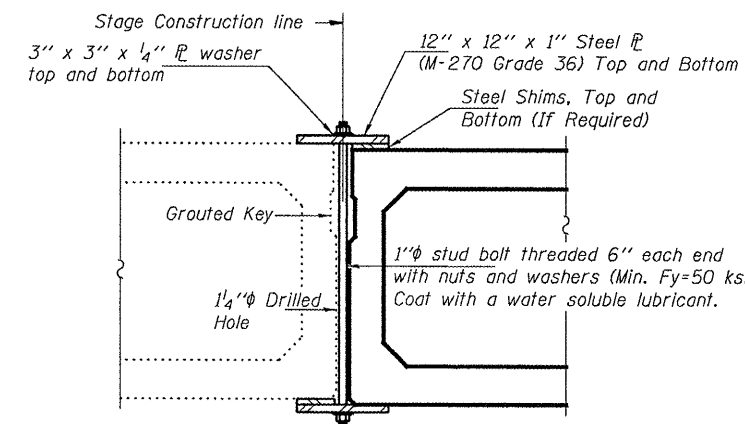


SPAN 3 CROSS SECTION
(Showing Stage II Construction)

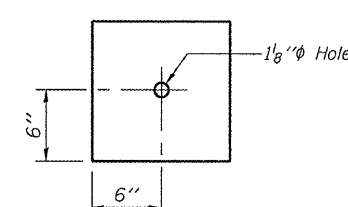
Note:
Remove existing Silicone Joint Sealer within the Stage
Removal limits shown for Spans 1 & 3. Cost included
with Removal of Existing PPC Deck Beams.



PLAN



SHEAR KEY CLAMPING DEVICE



CLAMPING PLATE

STAGING DETAILS
FAP 317 OVER SOUTH FORK
VERMILION RIVER
LIVINGSTON COUNTY
SN 053-0152

DESIGNED	ATH	EXAMINED	MAY 12, 2008
CHECKED	AJB	PASSED	<i>Ralph E. Anderson</i> ENGINEER OF BRIDGES AND STRUCTURES
DRAWN	Steffen		
CHECKED	ATH AJB		