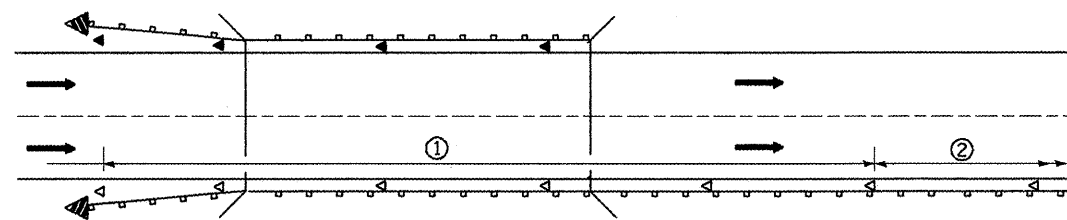
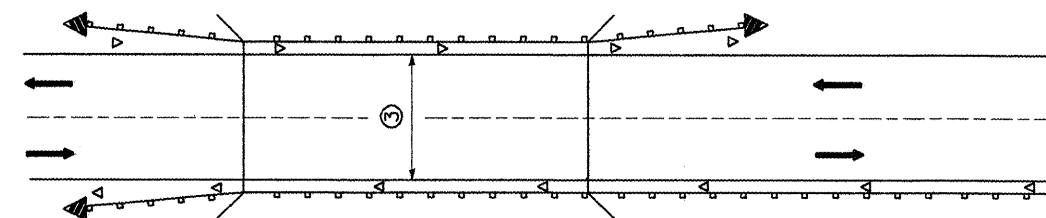


F.A. RTE.	SECTION	COUNTY	TOTAL SHEETS	SHEET NO.
653	1051-1	PUTNAM	24	22
STA.		TO STA.		
FED. ROAD DIST. NO.		ILLINOIS FED. AID PROJECT		



- ① Spacing 80 ft. (24 m) max. for first 400 ft. (122 m) or curve spacing shown in Standard 635001, whichever is less (min. 4 reflectors regardless of length).
- ② After 400 ft. (122 m), transition to normal delineator spacing shown in Standard 635001, and continue as required.

ONE-WAY TRAFFIC



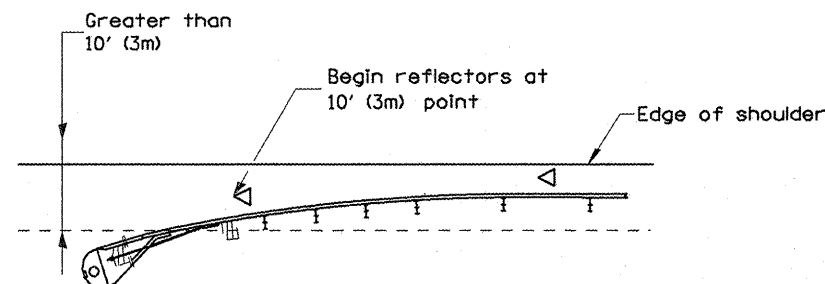
- ③ Bidirectional silver/silver should be used in lieu of monodirectional silver on both sides of two-lane bridges where the bridge pavement is less than 24 (610) wider than the pavement approaching the bridge.

TWO-WAY TRAFFIC

GUARDRAIL / BARRIER WALL / BRIDGE RAIL REFLECTORS

LEGEND

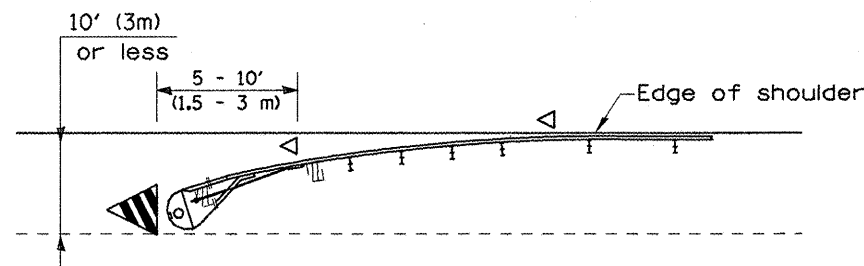
- ◁ Monodirectional silver
- ◄ Monodirectional amber
- ▴ Terminal Marker - Black/Yellow
Left or Right as appropriate



NOTE: Omit terminal marker when terminal over 10' (3m) from edge of paved shoulder or break point of unpaved shoulder, or when terminal buried in backslope.

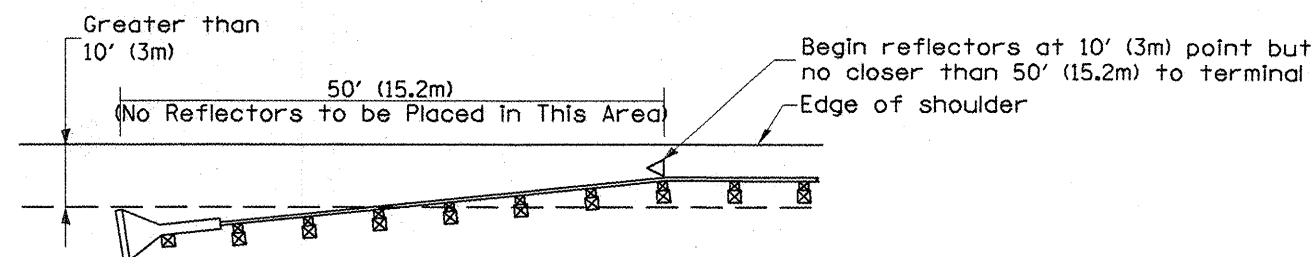
Traffic Barrier Terminal Type(*) and/or Turned-Down Terminal

[Terminal over 10' (3m) from edge of shoulder]
*See Plans for Type



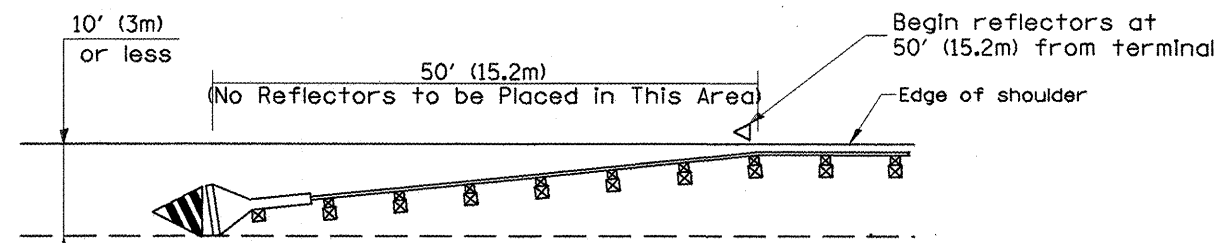
Traffic Barrier Terminal Type(*) and/or Turned-Down Terminal

[Terminal over 10' (3m) or less from edge of shoulder]
*See Plans for Type



NOTE: Omit terminal marker when terminal over (10') from edge of paved shoulder or break point of unpaved shoulder.

Traffic Barrier Terminal Type 1 (Special)
[Terminal over 10' (3m) from edge of shoulder]



Traffic Barrier Terminal Type 1(Special)
[Terminal 10' (3m) or less from edge of shoulder]

All dimensions are in inches (millimeters) unless otherwise noted.

**ILLINOIS DEPARTMENT OF TRANSPORTATION
DISTRICT CADD STANDARD**

**GUARDRAIL AND
BARRIER WALL DELINEATION**

CADD STD. NO. 635101-D4 SHEET 1 OF 3
DRAWN BY CADD
SCALE: NOT DRAWN TO SCALE
CHECKED BY

DATE	REVISIONS	BY
1-1-97	RENUM. E-10.02, NEW REVISION BOX	T.P.
3-1-97	CORRECT STD. SPEC. *	J.A.
10-16-06	REVISED TO 2007 SPEC.	M.A.

TERMINAL MARKER PLACEMENT

DESIGNER NOTE: 1. INCLUDE APPROPRIATE SPECIAL PROVISIONS FOR "GUARD RAIL DELINEATION POLICY," "GUARDRAIL AND BARRIER WALL DELINEATION," "GUARDRAIL AND BARRIER WALL DELINEATION," "TERMINAL MARKER, 2. TERMINAL MARK POST, AND 3. GUARDRAIL AND BARRIER WALL MARKERS." FROM INTERIM SPECIAL PROVISIONS 94-14; "GUARDRAIL AND BARRIER WALL DELINEATION." 2. IF POST MOUNT TERMINAL MARKER IS USED, INCLUDE STATE STD. 72001.

\$\$\$DATE\$\$\$

DCN-ONLY