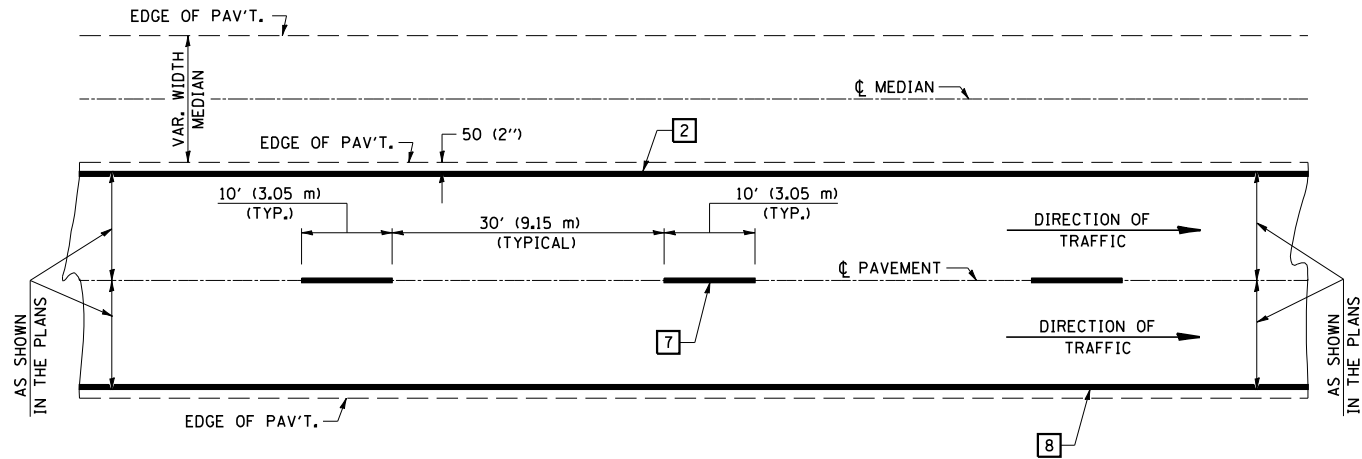


F.A.I. RTE.	SECTION	COUNTY	TOTAL SHEETS	SHEET NO.
72	D5 PATCHING	CHAMPAIGN	17	17

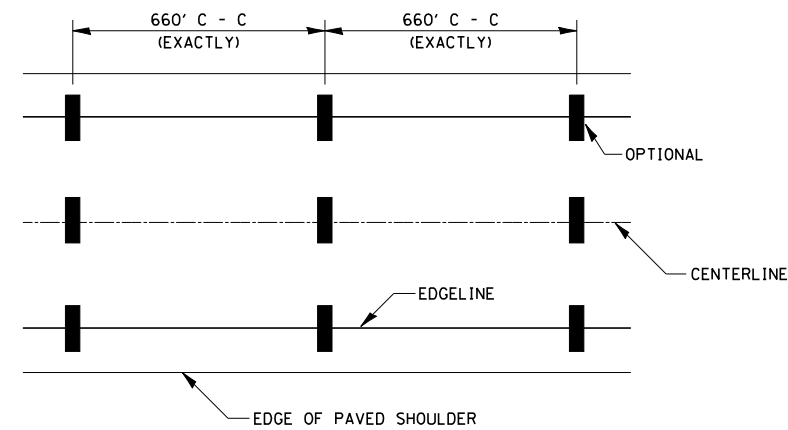
CENTERLINE INTERSTATE OR MULTI-LANE TWO WAY DIVIDED HIGHWAY



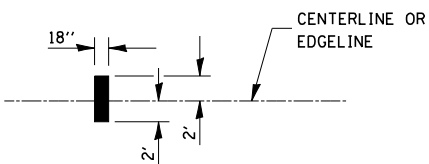
NOTE: PAVEMENT MARKINGS ARE TO BE EXTENDED THROUGH OMISSIONS WHEN APPLICABLE.

NOTE: SEE ARTICLES 780.04 & 781.03 FOR LOCATION OF STRIPES AND MARKERS RELATIVE TO EDGES OR JOINTS.

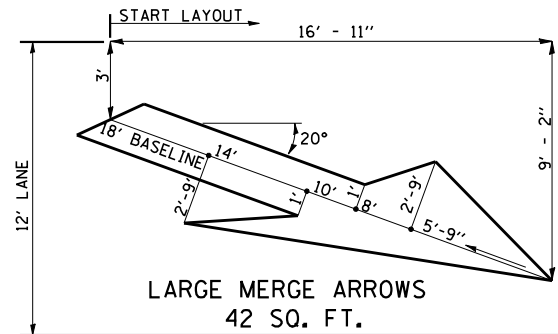
FOR RAISED REFLECTIVE PAVEMENT MARKERS, REFER TO STANDARD 781001.



IT WILL BE NECESSARY TO HAVE A REPRESENTATIVE OF THE STATE POLICE PRESENT SO THAT THE ACCURACY OF MEASUREMENT CAN BE ATTESTED TO IN COURT.

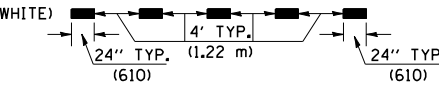
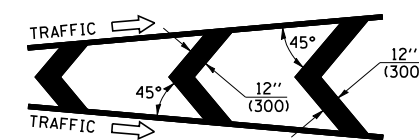
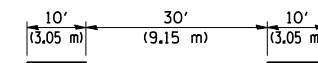
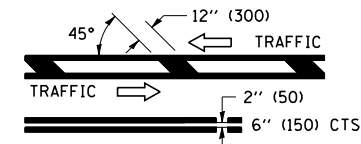
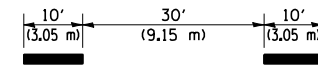


AERIAL SPEED CHECK ZONES

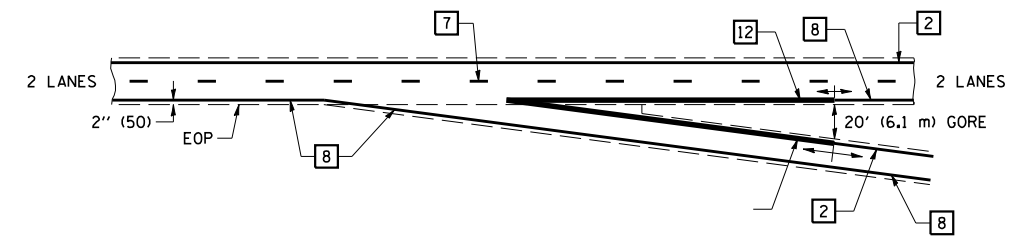


TYPICAL PAVEMENT MARKING LEGEND

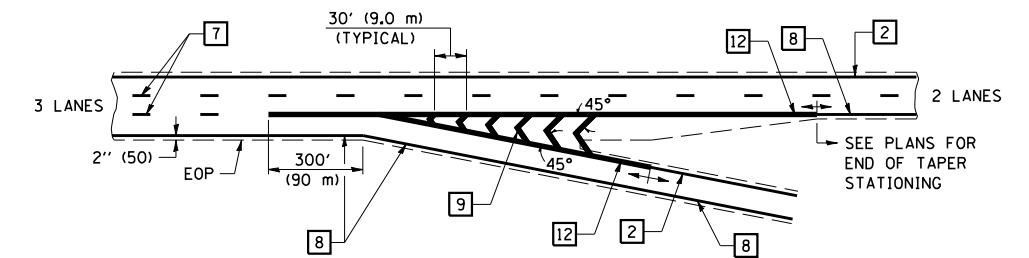
- 1 4" (100) SKIP-DASH (YELLOW)
- 2 4" (100) SOLID (YELLOW)
- 3 12" (300) DIAGONAL (YELLOW)
- 4 4" (100) DOUBLE YELLOW (NARROW)
- 5 RESERVED
- 6 RESERVED
- 7 4" (100) SKIP-DASH (WHITE)
- 8 4" (100) SOLID (WHITE)
- 9 12" (300) DIAGONAL (WHITE)
- 10 6" (150) SOLID (WHITE)
- 11 24" (600) STOP BAR (WHITE)
- 12 8" (200) SOLID (WHITE)
- 13 4" (100) LANE LINE EXTENSIONS (WHITE)



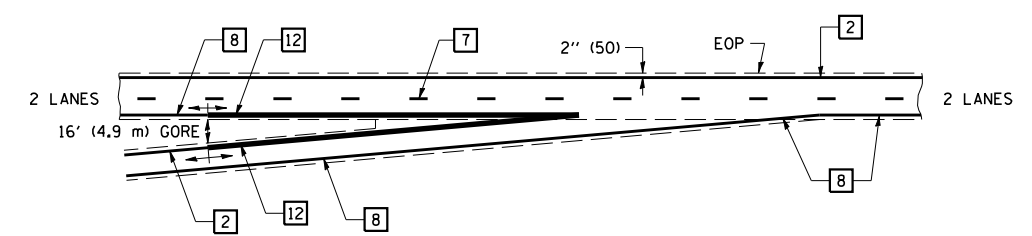
TYPICAL EXIT RAMP TERMINAL



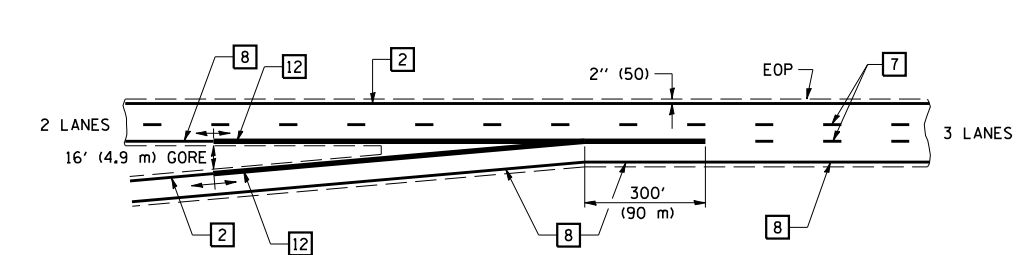
EXIT RAMP TERMINAL with EXCLUSIVE (auxiliary) LANE



TYPICAL ENTRANCE RAMP TERMINAL



ENTRANCE RAMP TERMINAL with EXCLUSIVE LANE



Note: All dimensions are in INCHES (millimeters) unless otherwise shown.

DATE	REVISIONS	NAME	ILLINOIS DEPARTMENT OF TRANSPORTATION
11/06	REPLACED DETAIL F-5.22	TJB	<p>PAVEMENT MARKING (INTERSTATE & MULTI-LANE APPLICATIONS)</p> <p>DISTRICT 5 DETAIL NO. 7800BBBB</p>