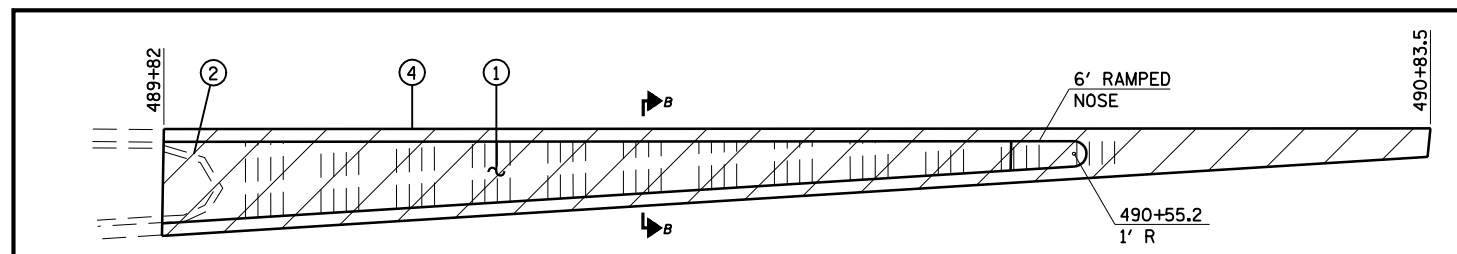
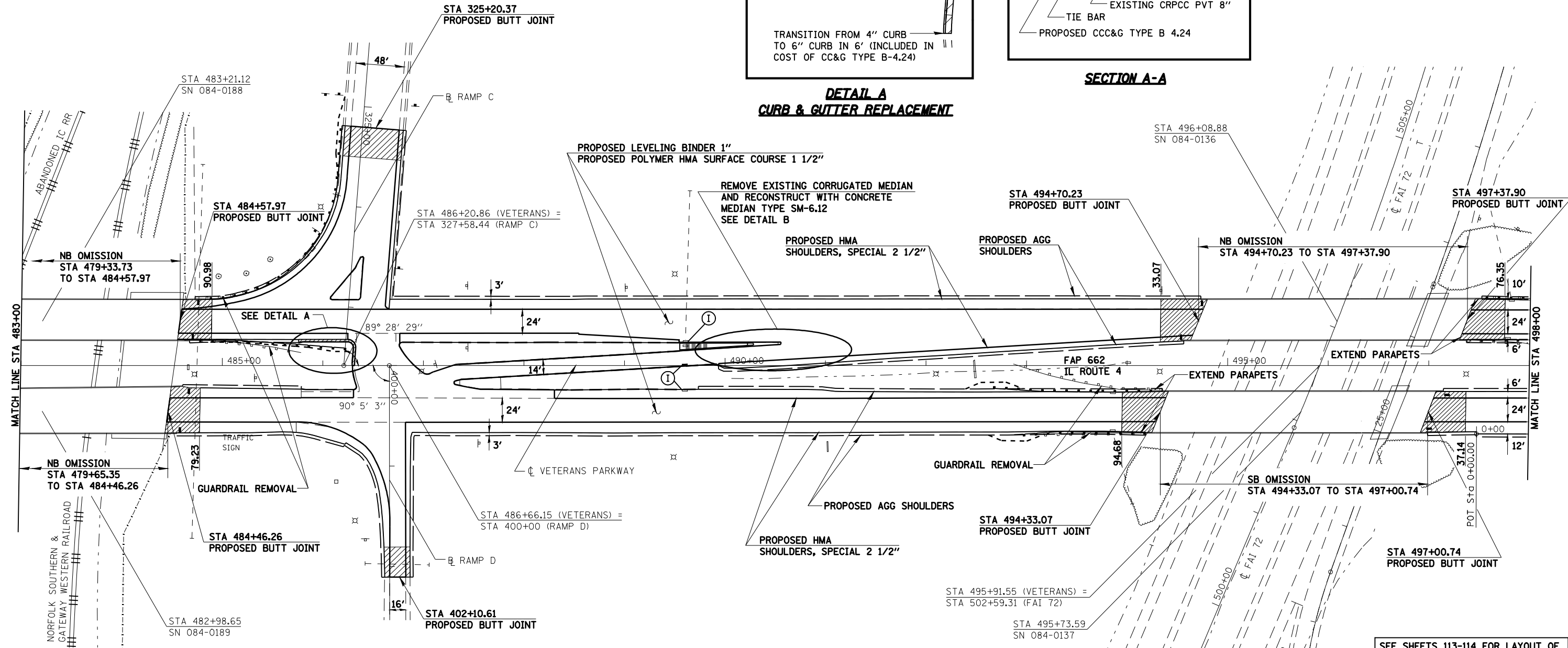
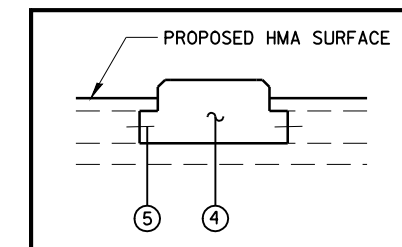


SECTION A-A

**DETAIL A
CURB & GUTTER REPLACEMENT**



DETAIL B-MEDIAN RECONSTRUCTION



SECTION B-B

- DETAIL A & B LEGEND**
- ① MEDIAN REMOVAL
 - ② COMBINATION CURB AND GUTTER REMOVAL
 - ③ COMBINATION CURB AND GUTTER TYPE B-4.24
 - ④ CONCRETE MEDIAN TYPE SM-6.12
 - ⑤ GROUTED IN PLACE TIE BAR
 - ▨ INDICATES LIMITS OF REMOVAL

① INLET TO BE ADJUSTED W/ NEW TYPE 24 FRAME & GRATE

CUMMINS ENGINEERING CORPORATION

JOB	- 2200
FILE	- sht-plan2.dgn
DESIGNED	- NAK
DRAWN	- AJH
CHECKED	- NAK
DATE	- 3/15/2008

FILE NAME =	USER NAME = laughlinr1
C:\Projects\d652204\cummins_final\d67289-sht-plan2.dgn	
PLOT SCALE = 100.0000' / IN.	
PLOT DATE = Mar-18-2008 11:39:31AM	

**STATE OF ILLINOIS
DEPARTMENT OF TRANSPORTATION**

PLAN VETERANS PARKWAY

SCALE: SHEET NO. OF SHEETS STA. 483+00 TO STA. 498+00

F.A.P. RTE.	SECTION	COUNTY	TOTAL SHEETS	SHEET NO.
662	2-(RS) & 3-1, 2-(RS-10, TS-5)	SANGAMON	181	58
CONTRACT NO. 72889				
FED. ROAD DIST. NO. ILLINOIS FED. AID PROJECT				