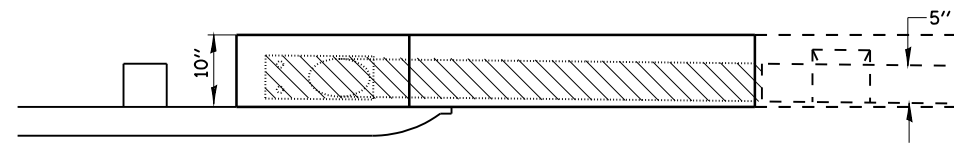


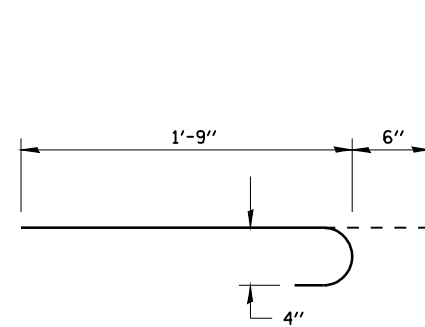
SECTION A-A

PROPOSED TRAFFIC BARRIER TERMINAL, TYPE 6
INSTALL PER HIGHWAY STANDARD

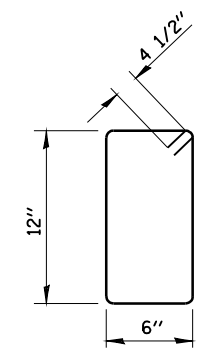
ELEVATION



PLAN



BAR d(E)



BAR s(E)

PARAPET WALL EXTENSION LENGTH	
STRUCTURE NO.	LENGTH "L"
084-0134	11'-6"
084-0136	8'-4"
084-0137	8'-4"
084-0138	11'-6"
084-0139	11'-6"

BAR TABLE - 2 PARAPETS (S.N. 084-0134)				
BAR	NO.	SIZE	LENGTH	SHAPE
h(E)	8	#4	11'-2"	—
s(E)	24	#4	3'-9"	⌊
d*(E)	18	#4	2'-3"	⌋

BAR TABLE - 4 PARAPETS (S.N. 084-0136, S.N. 084-0137)				
BAR	NO.	SIZE	LENGTH	SHAPE
h ₁ (E)	16	#4	8'-0"	—
s(E)	36	#4	3'-9"	⌊
d*(E)	28	#4	2'-3"	⌋

BAR TABLE - 4 PARAPETS (S.N. 084-0138, S.N. 084-0139)				
BAR	NO.	SIZE	LENGTH	SHAPE
h(E)	16	#4	11'-2"	—
s(E)	48	#4	3'-9"	⌊
d*(E)	36	#4	2'-3"	⌋

BILL OF MATERIAL - 2 PARAPETS (S.N. 084-0134)		
ITEM	UNIT	QUANTITY
CONCRETE STRUCTURES	CU. YD.	0.9
REINFORCEMENT BARS, EPOXY COATED	LB.	148
HANDRAIL REMOVAL	FOOT	21'-0"

BILL OF MATERIAL - 4 PARAPETS (S.N. 084-0136, S.N. 084-0137)		
ITEM	UNIT	QUANTITY
CONCRETE STRUCTURES	CU. YD.	1.3
REINFORCEMENT BARS, EPOXY COATED	LB.	220
HANDRAIL REMOVAL	FOOT	14'-8"

BILL OF MATERIAL - 4 PARAPETS (S.N. 084-0138, S.N. 084-0139)		
ITEM	UNIT	QUANTITY
CONCRETE STRUCTURES	CU. YD.	1.8
REINFORCEMENT BARS, EPOXY COATED	LB.	294
HANDRAIL REMOVAL	FOOT	42'-0"

GENERAL NOTES

REINFORCEMENT BARS DESIGNATED (E) SHALL BE EPOXY COATED.

REINFORCEMENT BARS SHALL CONFORM TO THE REQUIREMENTS OF AASHTO A 706 GRADE 60 (IL MODIFIED).

HATCHED AREAS INDICATED LIMITS OF HANDRAIL REMOVAL. THE EXISTING HANDRAIL SHALL BE CUT SHORT OF THE NEW CONCRETE BY 1" TO ALLOW FOR PLACEMENT OF FORMS.

BARS DESIGNATED d*(E) SHALL BE DRILLED AND GROUTED INTO THE EXISTING CONCRETE PARAPET. EPOXY GROUTING SHALL BE DONE IN ACCORDANCE WITH ARTICLE 584 OF THE STANDARD SPECIFICATIONS. THE COST OF THE EPOXY GROUTING AND DRILLING SHALL BE INCLUDED IN THE COST OF REINFORCEMENT BARS, EPOXY COATED.

PLAN DEMENSIONS AND DETAILS RELATIVE TO THE EXISTING STRUCTURE HAVE BEEN TAKEN FROM EXISTING PLANS AND ARE SUBJECT TO NOMINAL CONSTRUCTION VARIATIONS. IT SHALL BE THE CONTRACTOR'S RESPONSIBILITY TO VERIFY SUCH DEMENSIONS AND DETAILS IN THE FIELD AND MAKE NECESSARY APPROVED ADJUSTMENTS PRIOR TO CONSTRUCTION OR ORDERING OF MATERIALS. SUCH VARIATIONS SHALL NOT BE CAUSE FOR ADDITIONAL COMPENSATION FOR A CHANGE IN THE SCOPE OF WORK. HOWEVER, THE CONTRACTOR WILL BE PAID FOR THE QUANTITY ACTUALLY FURNISHED AT THE UNIT PRICE FOR THE WORK.

CUMMINS ENGINEERING CORPORATION		JOB - 2200									
FILE NAME =		USER NAME = laughlinr1	DESIGNED - AAN	REVISED -							
C:\Projects\d652204\cummins_final\d67289-shd-details.dgn		FILE - shd-details.dgn	DRAWN - AJH	REVISED -							
PLOT SCALE = 3/8" = 3/8" / IN.		CHECKED - NAK	DATE - 3/15/2008	REVISED -							
PLOT DATE = Mar-18-2008 11:43:46AM		DATE - 3/15/2008	REVISED -								
STATE OF ILLINOIS DEPARTMENT OF TRANSPORTATION					PARAPET EXTENSION DETAILS						
SCALE:		SHEET NO.	OF SHEETS	STA.	TO STA.						
F.A.P. RTE.		SECTION	COUNTY	TOTAL SHEETS	SHEET NO.						
662		2-2(RS) & 3-1, 2(RS-10, TS-5)	SANGAMON	181	136						
		CONTRACT NO. 72889									
FED. ROAD DIST. NO.		ILLINOIS FED. AID PROJECT									