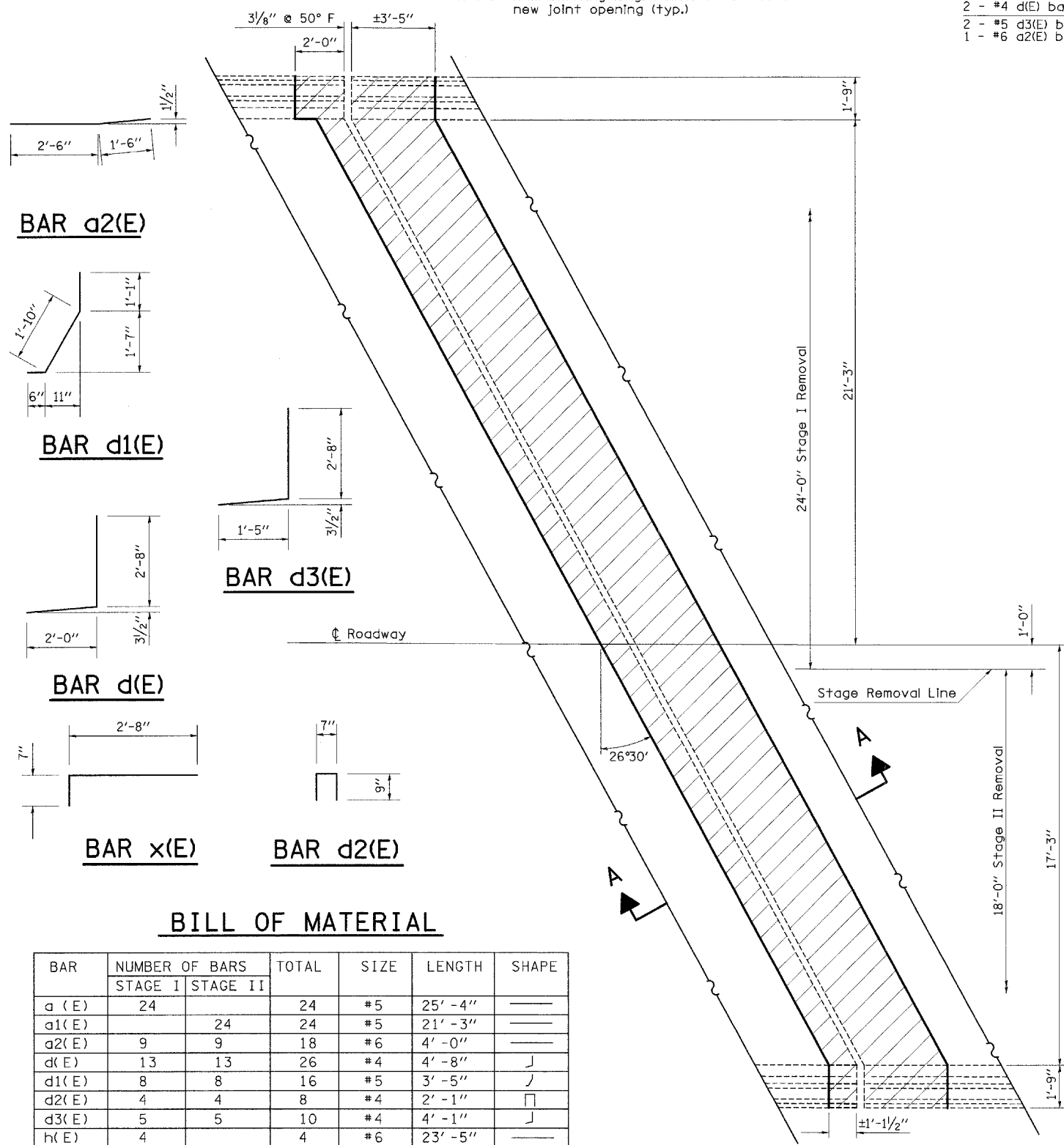
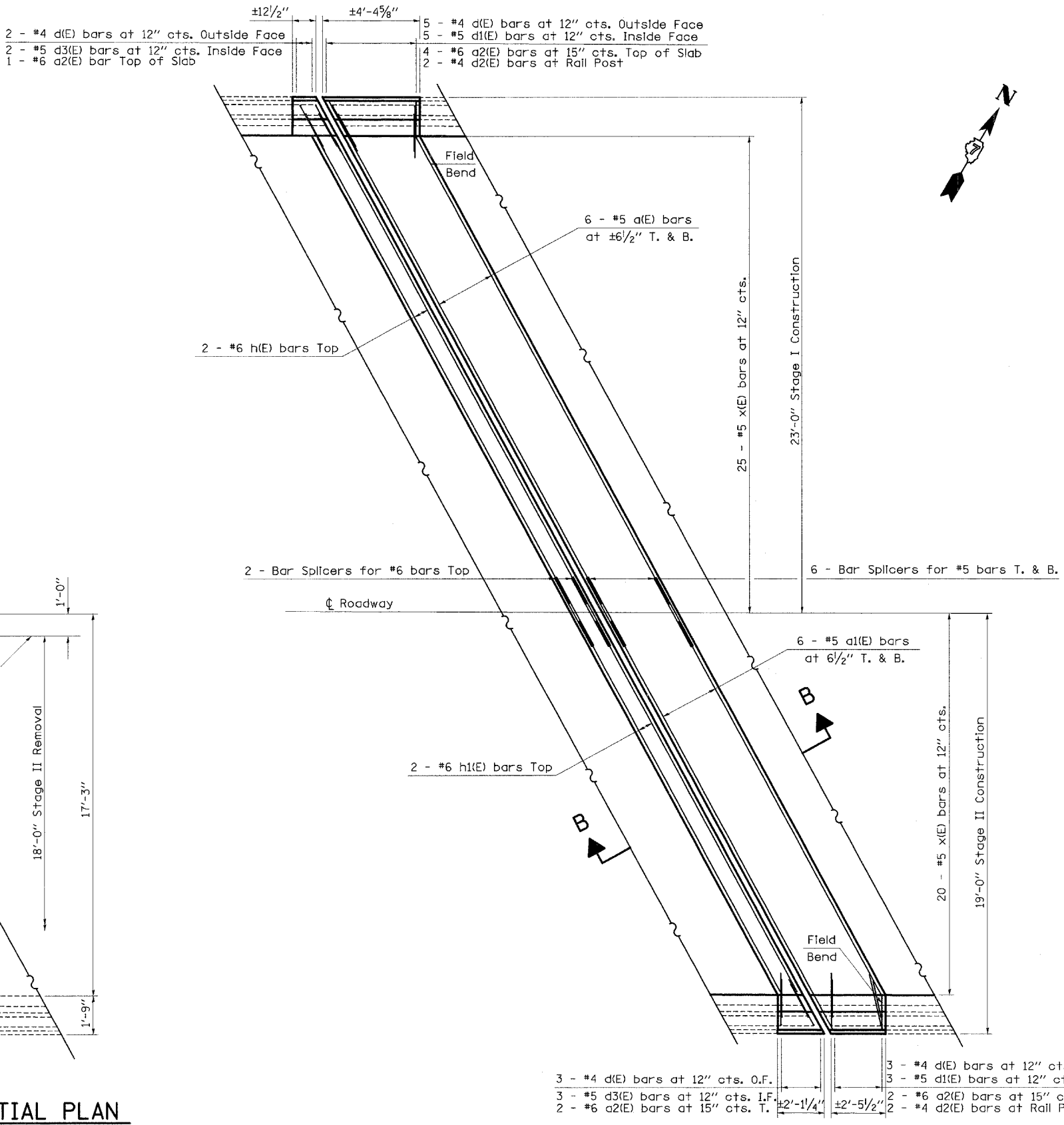


Note: Trim existing long. reinf. to accommodate new joint opening (typ.)

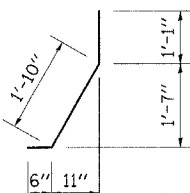


EXISTING PARTIAL PLAN
(West Abutment shown; East Abutment similar)

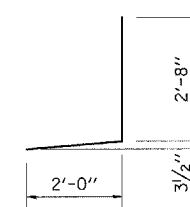


PROPOSED PARTIAL PLAN
(West Abutment shown; East Abutment similar)

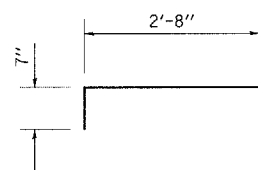
BAR a2(E)



BAR d1(E)

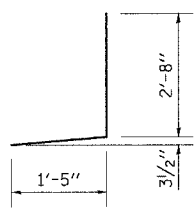


BAR d(E)



BAR x(E)

BAR d3(E)



BAR d2(E)

BILL OF MATERIAL

BAR	NUMBER OF BARS		TOTAL	SIZE	LENGTH	SHAPE
	STAGE I	STAGE II				
a (E)	24		24	#5	25' - 4"	—
a1(E)		24	24	#5	21' - 3"	—
a2(E)	9	9	18	#6	4' - 0"	—
d(E)	13	13	26	#4	4' - 8"	J
d1(E)	8	8	16	#5	3' - 5"	J
d2(E)	4	4	8	#4	2' - 1"	□
d3(E)	5	5	10	#4	4' - 1"	J
h(E)	4		4	#6	23' - 5"	—
h1(E)		4	4	#6	19' - 3"	—
x(E)	50	40	90	#5	3' - 3"	□
CONCRETE REMOVAL				CU. YD.	11.6	
REINFORCEMENT BARS (EPOXY COATED)				POUND	3410	
CONCRETE SUPERSTRUCTURE				CU. YD.	13.5	

REINFORCEMENT BARS DESIGNATED (E) SHALL BE EPOXY COATED

FILE NAME =	USER NAME = swartzrw	DESIGNED -	REVISED -
ca\projects\74171d\karenbridge.dgn		DRAWN -	REVISED -
	PLOT SCALE = 20,0000 1/4 IN.	CHECKED -	REVISED -
	PLOT DATE = 3/20/2008	DATE -	REVISED -

**STATE OF ILLINOIS
DEPARTMENT OF TRANSPORTATION**

**EXPANSION JOINT REPLACEMENT DETAILS
SN. 058-0094 (WB)**

SCALE: N/A SHEET NO. 4 OF 52 SHEETS STA. TO STA.

F.A.L. RTE.	SECTION	COUNTY	TOTAL SHEETS
72	(58,74X66,67)RS-1	MACON	88
FED. ROAD DIST. NO.			ILLINOIS FED. AID PROJECT

SHEET NO. 52 SHEETS