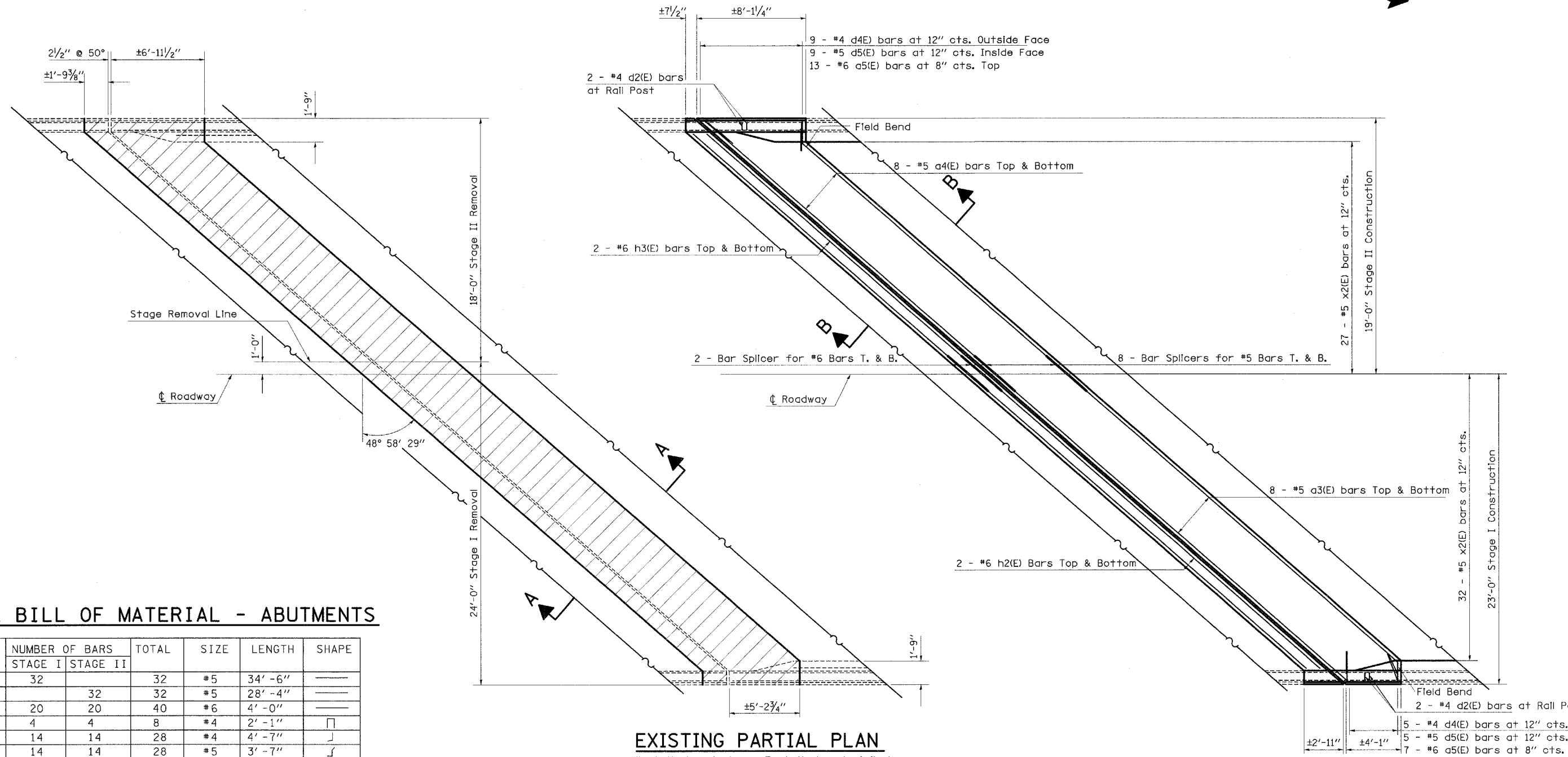



Note: Trim existing long. reinf. to accommodate new joint opening (typ.)



**TOTAL BILL OF MATERIAL - ABUTMENTS**

BAR	NUMBER OF BARS		TOTAL	SIZE	LENGTH	SHAPE
	STAGE I	STAGE II				
a3(E)	32		32	#5	34' - 6"	—
a4(E)		32	32	#5	28' - 4"	—
a5(E)	20	20	40	#6	4' - 0"	—
d2(E)	4	4	8	#4	2' - 1"	□
d4(E)	14	14	28	#4	4' - 7"	┘
d5(E)	14	14	28	#5	3' - 7"	┘
h2(E)	4	4	8	#6	33' - 0"	—
h3(E)	4	4	8	#6	26' - 10"	—
x2(E)	64	54	118	#5	4' - 6"	┘
CONCRETE REMOVAL					CU. YD.	29.9
REINFORCEMENT BARS (EPOXY COATED)					POUND	3820
CONCRETE SUPERSTRUCTURE					CU. YD.	33.1

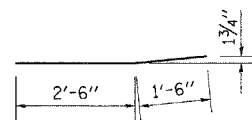
REINFORCEMENT BARS DESIGNATED (E) SHALL BE EPOXY COATED

**EXISTING PARTIAL PLAN**

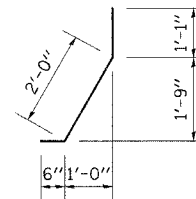
(West Abutment shown; East Abutment similar)

**PROPOSED PARTIAL PLAN**

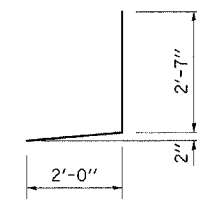
(West Abutment shown; East Abutment similar)



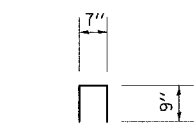
**BAR a4(E)**



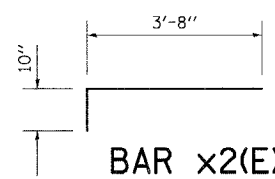
**BAR d5(E)**



**BAR d4(E)**



**BAR d2(E)**



**BAR x2(E)**

FILE NAME = c:\projects\74171d\karenbridge.dgn	USER NAME = swartzrw	DESIGNED -	REVISED -
	PLOT SCALE = 20,0000 1/1 IN.	DRAWN -	REVISED -
	PLOT DATE = 3/28/2008	CHECKED -	REVISED -
		DATE -	REVISED -

**STATE OF ILLINOIS  
DEPARTMENT OF TRANSPORTATION**

**ABUTMENT EXPANSION JOINT REPLACEMENT DETAILS  
SN 058-0095 (EB)**

SCALE: N/A SHEET NO. 20 OF 52 SHEETS STA. TO STA.

F.A.I. RTE.	SECTION	COUNTY	TOTAL SHEETS	SHEET NO.
72	(58,74X66,67)RS-1	MACON	88	4
FED. ROAD DIST. NO.			ILLINOIS FED. AID PROJECT	
			CONTRACT NO. 741	

SHEET NO. 52 SHEET