Note: Trim existing long. reinf. to accomodate new joint opening (typ.)

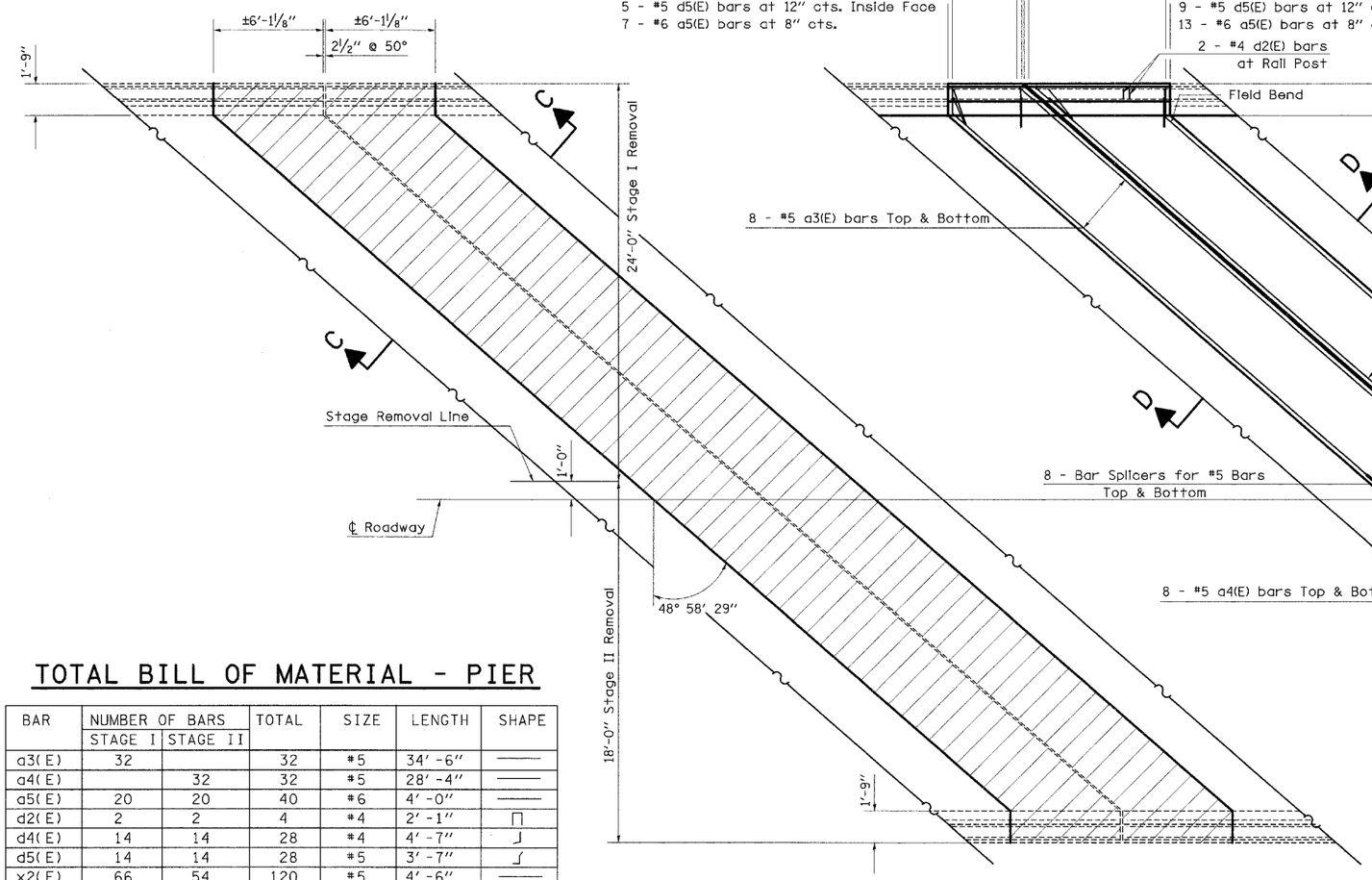

EXISITNG PARTIAL PLAN

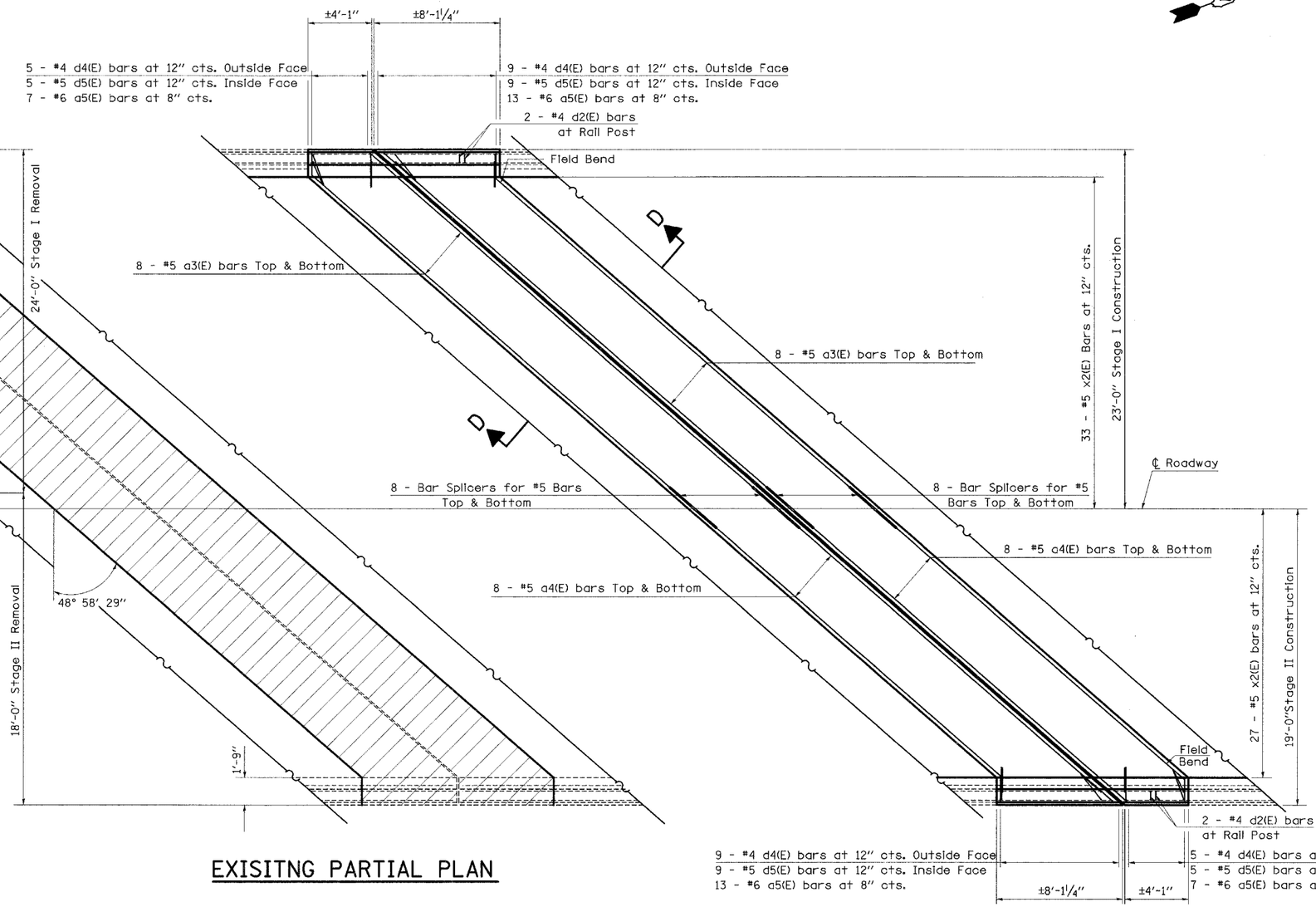

PROPOSED PARTIAL PLAN

TOTAL BILL OF MATERIAL - PIER

BAR	NUMBER OF BARS STAGE I	NUMBER OF BARS STAGE II	TOTAL	SIZE	LENGTH	SHAPE
a3(E)	32		32	#5	34'-6"	——
a4(E)		32	32	#5	28'-4"	——
a5(E)	20	20	40	#6	4'-0"	——
d2(E)	2	2	4	#4	2'-1"	⊓
d4(E)	14	14	28	#4	4'-7"	⌋
d5(E)	14	14	28	#5	3'-7"	⌋
x2(E)	66	54	120	#5	4'-6"	——
CONCRETE REMOVAL					CU. YD.	20.7
REINFORCEMENT BARS (EPOXY COATED)					POUND	3100
CONCRETE SUPERSTRUCTURE					CU. YD.	23.2

REINFORCEMENT BARS DESIGNATED (E) SHALL BE EPOXY COATED

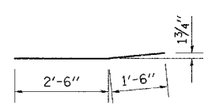

BAR a4(E)

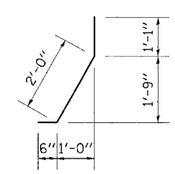

BAR d5(E)

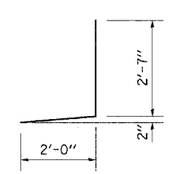

BAR d4(E)

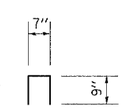

BAR d2(E)

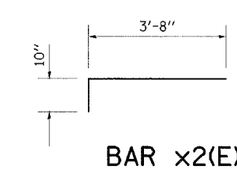

BAR x2(E)

SHEET NO.
52 SHEETS

FILE NAME = c:\projects\74171d\karenbridge.dgn	USER NAME = swartzrw	DESIGNED -	REVISED -
		DRAWN -	REVISED -
	PLOT SCALE = 20.0000 ' / IN.	CHECKED -	REVISED -
	PLOT DATE = 3/20/2008	DATE -	REVISED -

STATE OF ILLINOIS
DEPARTMENT OF TRANSPORTATION

HINGE EXPANSION JOINT REPLACEMENT DETAILS
SN 058-0096 (WB)

SCALE: N/A | SHEET NO. 23 OF 52 SHEETS | STA. | TO STA.

F.A.I. RTE.	SECTION	COUNTY	TOTAL SHEETS	SHE NO
72	(58,74X66,67)RS-1	MACON	88	48
		CONTRACT NO. 7417		

FED. ROAD DIST. NO. | ILLINOIS | FED. AID PROJECT