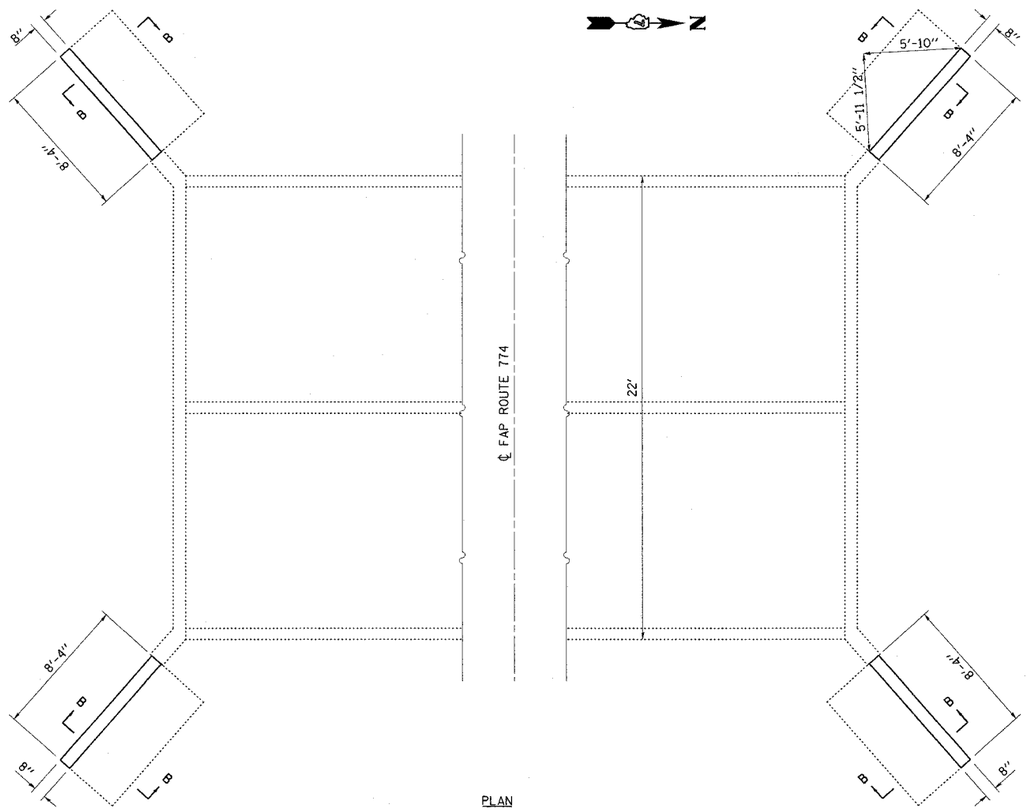

PLAN

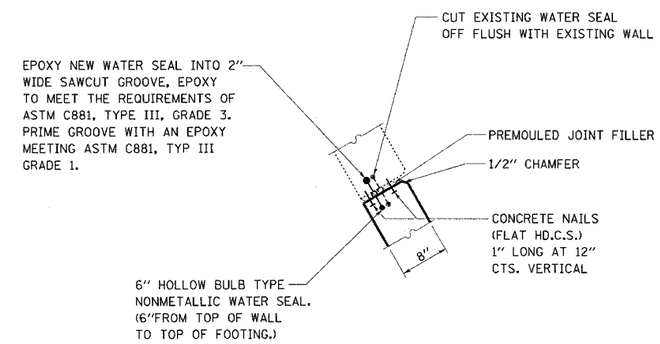

CORNER DETAIL
COST INCLUDED WITH "CONCRETE BOX CULVERTS"

BILL OF MATERIAL
WING

BAR	NO.	SIZE	LENGTH	SHAPE
v_1 (E)	9	#5	8'-9"	———
v (E)	9	#5	2'-11"	———
h_3 (E)	7	#4	8'-1"	———
CONCRETE REMOVAL			CU YD	6.0
REINFORCEMENT BARS (EPOXY COATED)			POUND	588
CONCRETE BOX CULVERTS			CU YD	6.0

REINFORCEMENT BARS DESIGNATED (E) SHALL BE EPOXY COATED

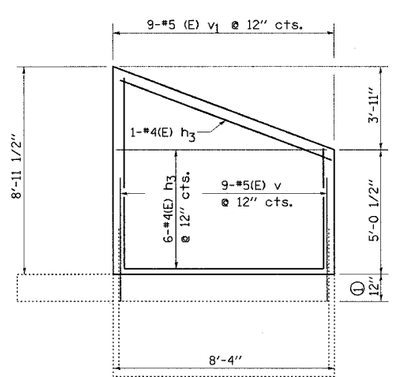

WING

① DRILL AND EPOXY GROUT v(E) BAR
A MINIMUM OF 9" INTO EXISTING FOOTING

EPOXY GROUTING TO BE DONE IN
ACCORDANCE WITH ART. 584 OF THE
STANDARD SPECIFICATIONS.

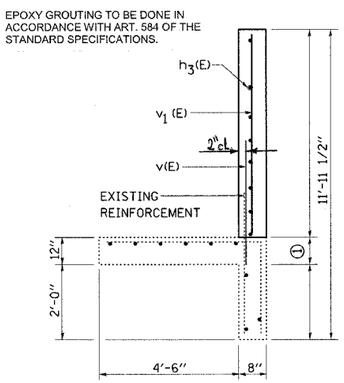

SECTION B-B

FILE NAME = c:\projects\74251d\shtdetail_74251.dgn	USER NAME = teasleyck	DESIGNED -	REVISED -
		DRAWN -	REVISED -
	PLOT SCALE = 100.0000 ' / IN.	CHECKED -	REVISED -
	PLOT DATE = 3/27/2008	DATE -	REVISED -

STATE OF ILLINOIS
DEPARTMENT OF TRANSPORTATION

CONCRETE BOX CULVERTS SN 025-2020

SCALE: 100 | SHEET NO. OF SHEETS | STA. TO STA.

F.A.P RTE.	SECTION	COUNTY	TOTAL SHEETS	SHEET NO.
774	*	EFFINGHAM	33	18
		CONTRACT NO. 74251		

FED. ROAD DIST. NO. | ILLINOIS | FED. AID PROJECT

* (1-IMFT,1-WMFT,104Z,104)RS-2