BENCHMARK: Chiseled square on top of NW wingwall, SN 097-0026. Sta. 85+15.48, 17.8' Rt., Elev. 387.07.

EXISTING STRUCTURE: SN 097-0026 was originally built in 1928 as S.B.I. Rte. 140, Section 110-B, Sta. 85+28. The superstructure was replaced in 1976, and precast concrete bridge slabs were utilized to widen the approaches. The superstructure consists of one span, 21" PPC deck beams. The substructure consists of two reinforced concrete closed abutments on timber piles. The back-to-back abutments length is 49'-3", the out-to-out width is 33'-0". The existing superstructure and the existing bridge approach shoulders shall be removed and replaced utilizing stage construction.

No salvage.

STATE OF ILLINOIS
DEPARTMENT OF TRANSPORTATION

ROUTE NO.	SECTION	COUNTY	TOTAL SHEETS	SHEET NO.
FAP 782	110BR-1	WHITE	73	46
FED. ROAD DIST. NO. 9	ILLINOIS	FED. AID PROJECT-		

SHEET NO. 1
17 SHEETS

78027

STRUCTURE INDEX OF SHEETS

General Plan	Dwg. No. 1 of 17
General Data	Dwg. No. 2 of 17
Stage Construction Details	Dwg. No. 3 of 17
Temporary Concrete Barrier	Dwg. No. 4 of 17
Superstructure	Dwg. No. 5 of 17
Superstructure Details	Dwg. No. 6 & 7 of 17
Approach Details	Dwg. No. 8 & 9 of 17
Superstructure and Approach Details	Dwg. No. 10 of 17
Steel Railing, Type SM	Dwg. No. 11 of 17
Strip Seal Expansion Joint	Dwg. No. 12 of 17
North Abutment	Dwg. No. 13 of 17
North Abutment Details	Dwg. No. 14 of 17
South Abutment	Dwg. No. 15 of 17
South Abutment Details	Dwg. No. 16 of 17
Bar Splicer Assembly Details	Dwg. No. 17 of 17

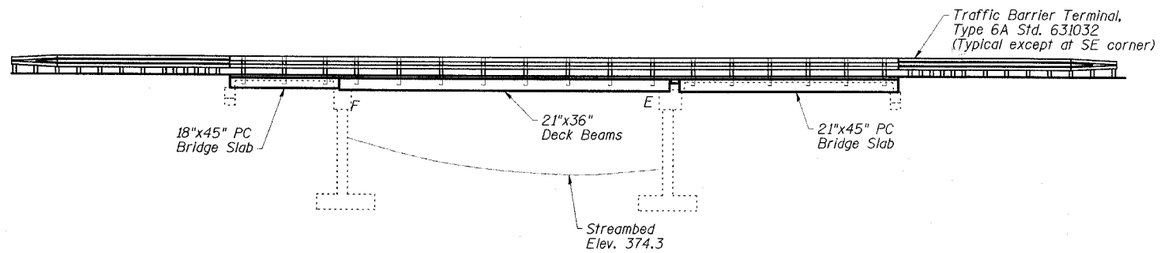

ELEVATION

STATION 85+28.00
REBUILT 20__ BY
STATE OF ILLINOIS
F.A.P. RT. 782 SEC. 110BR-1
LOADING HS20
STR. NO. 097-0026

NAME PLATE

See Std. 515001

Note: Existing Name Plate shall be cleaned and relocated adjacent to the new plate. Cost included with Name Plates.

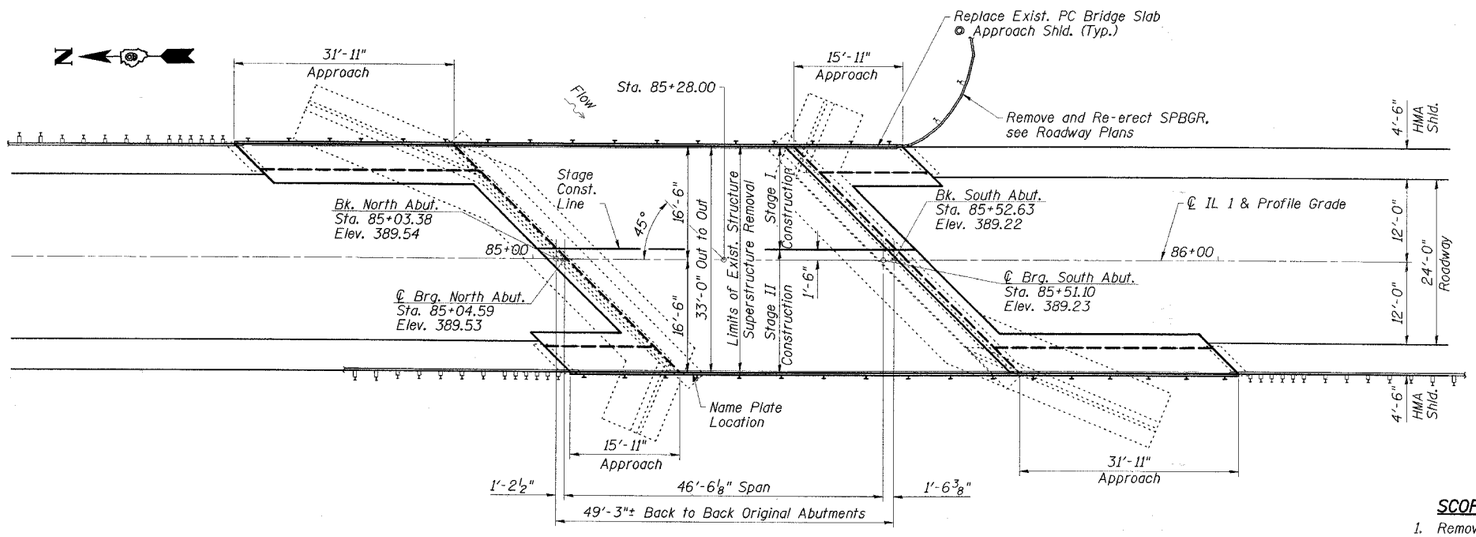

PLAN

APPROVED
FOR STRUCTURAL ADEQUACY ONLY
Ralph E. Anderson
ENGINEER OF BRIDGES AND STRUCTURES

SCOPE OF WORK

1. Remove existing surfacing, steel railing, deck beams, and bridge approach shoulder slabs.
2. Repair beam bearing seats and perform other repairs at abutments as required.
3. Reconstruct a one-span PPCD beam superstructure with Concrete Wearing Surface and Steel Railing, Type SM. Reconstruct existing approach shoulders with Precast Concrete Bridge Slabs with Concrete Wearing Surface and Steel Railing, Type SM.



PROFILE GRADE

(Along ℄ Roadway)

DESIGN SPECIFICATION

2002 AASHTO

LOADING HS20-44

No allowance for future wearing surface

DESIGN STRESSES

FIELD UNITS

f'c = 5,000 psi (Concrete Wearing Surface)
f'c = 3,500 psi (All concrete except CWS)
fy = 60,000 psi (reinf.)

PRECAST PRESTRESSED UNITS

f'c = 6,000 psi
f'ci = 5,000 psi
f's = 270,000 psi (½"Φ low lax strands)
fsi = 201,960 psi (½"Φ low lax strands)

PRECAST UNITS

f'c = 4,500 psi
fy = 60,000 psi (reinf.)

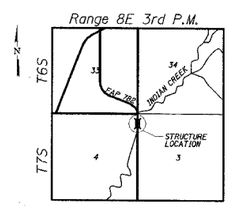

LOCATION SKETCH

STATE OF ILLINOIS
RICHARD D. PAYNE
No. 4647
LICENSED STRUCTURAL ENGINEER
EXPIRES 11-30-08
Richard D. Payne
SIGNATURE
02/29/08
DATE

ESCA CONSULTANTS, INC.

DESIGNED BY:	DAJ	09/07
DRAWN BY:	HAS	09/07
CHECKED BY:	JWS/ELH	02/08
APPROVED BY:	RDP	02/08

GENERAL PLAN
IL 1 OVER INDIAN CREEK
FAP ROUTE 782 - SECTION 110BR-1
WHITE COUNTY
STATION 85+28.00
STRUCTURE NO. 097-0026