

ROUTE NO.	SECTION	COUNTY	TOTAL SHEETS	SHEET NO.
FAS 666	99-00080-00-RP	DOUGLAS	279	101
FEDERAL DIST. NO.		ILLINOIS	PROJECT	C-95-323-07

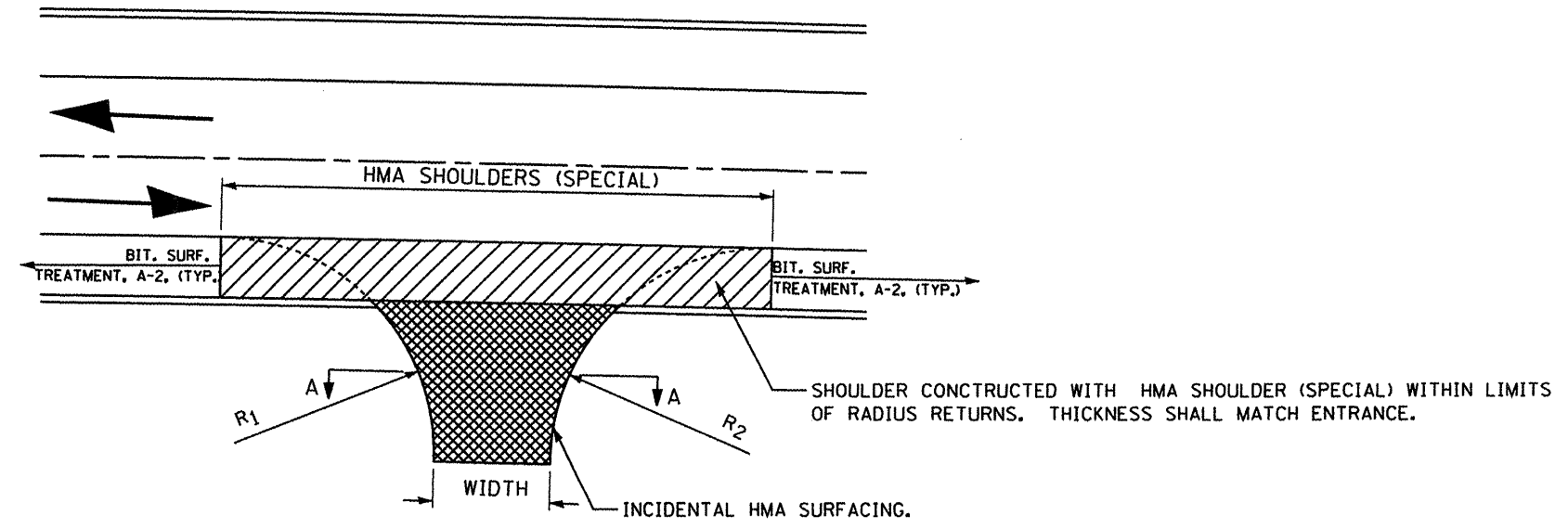
GENERAL NOTES:

COMMERCIAL ENTRANCES SHALL BE CONSTRUCTED WITH 3 1/2 " HMA OVER 6" AGGREGATE BASE COURSE, TY B.

PRIVATE ENTRANCES SHALL BE CONSTRUCTED WITH 2 1/2" HMA OVER 6" AGGREGATE BASE COURSE, TY B.

THE SHOULDER, SUB-BASE GRANULAR MATL, TYPE A, SHALL BE CONSTRUCTED PRIOR TO ENTRANCE CONSTRUCTION. THE CONTRACTOR SHALL GRADE THE SUB-BASE GRANULAR MATL, TYPE A, TO THE PROPER GRADE FOR EACH TYPE OF ENTRANCE BEING CONSTRUCTED. THE EXCAVATED SUB-BASE GRANULAR MATERIAL SHALL BE DEPOSITED WITHIN THE LIMITS OF THE PROPOSED ENTRANCE AS AN AGGREGATE BASE. THIS REQUIREMENT SHALL NOT BE PAID FOR SEPARTELY BUT SHALL BE INCLUDED IN OTHER ITEMS OF RELATED CONSTRUCTION.

**COMMERCIAL - PRIVATE DRIVE
TYPICAL DETAIL**

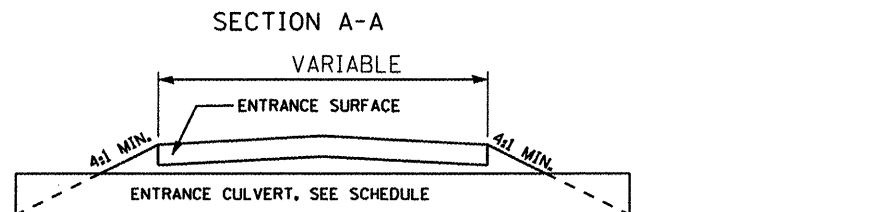
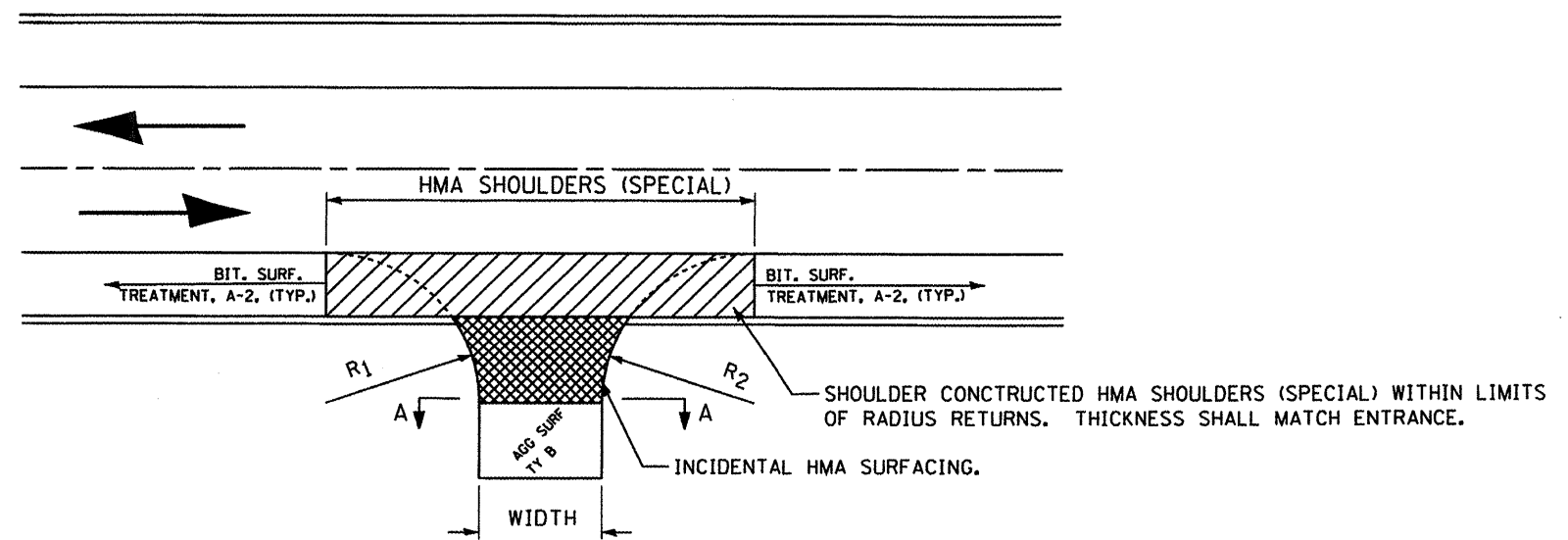


GENERAL NOTES:

FIELD ENTRANCES SHALL BE CONSTRUCTED WITH 2 1/2" HMA OVER 6" AGGREGATE BASE COURSE, TY B.

THE SHOULDER, SUB-BASE GRANULAR MATL, TYPE A, SHALL BE CONSTRUCTED PRIOR TO ENTRANCE CONSTRUCTION. THE CONTRACTOR SHALL GRADE THE SUB-BASE GRANULAR MATL, TYPE A, TO THE PROPER GRADE FOR EACH TYPE OF ENTRANCE BEING CONSTRUCTED. THE EXCAVATED SUB-BASE GRANULAR MATERIAL SHALL BE DEPOSITED WITHIN THE LIMITS OF THE PROPOSED ENTRANCE AS AN AGGREGATE BASE. THIS REQUIREMENT SHALL NOT BE PAID FOR SEPARTELY BUT SHALL BE INCLUDED IN OTHER ITEMS OF RELATED CONSTRUCTION.

**FIELD ENTRANCE
TYPICAL DETAIL**



ENTRANCE SURFACE SHALL BE CONSTRUCTED AS PER THE SCHEDULES AND TYPE OF ENTRANCE BEING CONSTRUCTED.

MISC DETAILS

Revisions	Surveyed: DLE	FAS ROUTE 666 (CH 11) DOUGLAS COUNTY, ILLINOIS
1. DATE INITIALS	Designed: JEC	
2.	Drawn: JEC	
3.	Checked: ---	
4.	Approved: JEC	
5.		
6.		
Job No.: NA	Date: 1/08	DOUGLAS COUNTY HIGHWAY DEPARTMENT TUSCOLA, ILLINOIS