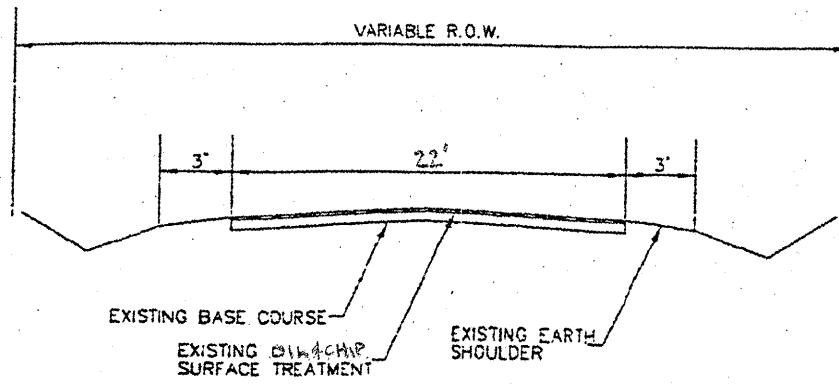
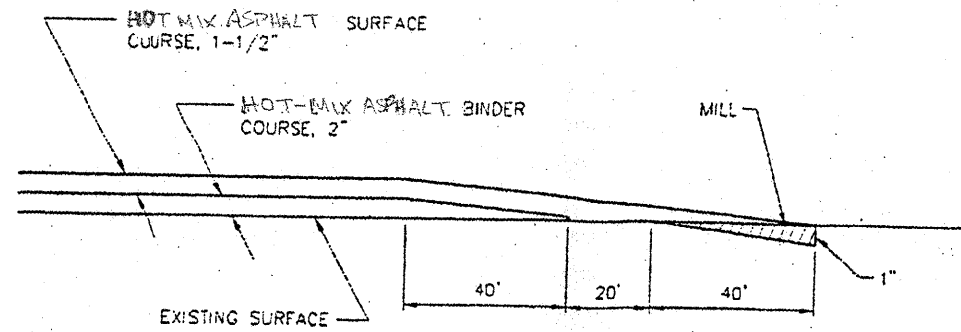


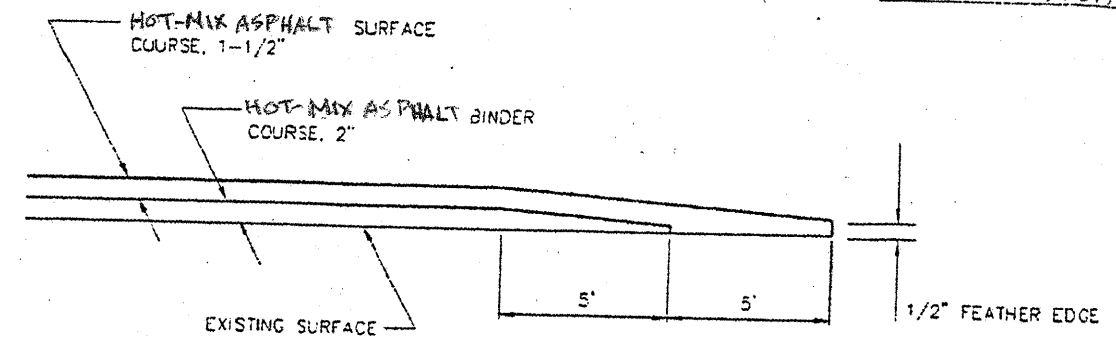
ROUTE	SECTION	COUNTY	TOTAL SHEETS	SHEET NO.
FAS 1876	05-00161-CO-RS	FRANKLIN	6	3
CONTRACT No.: 99319				



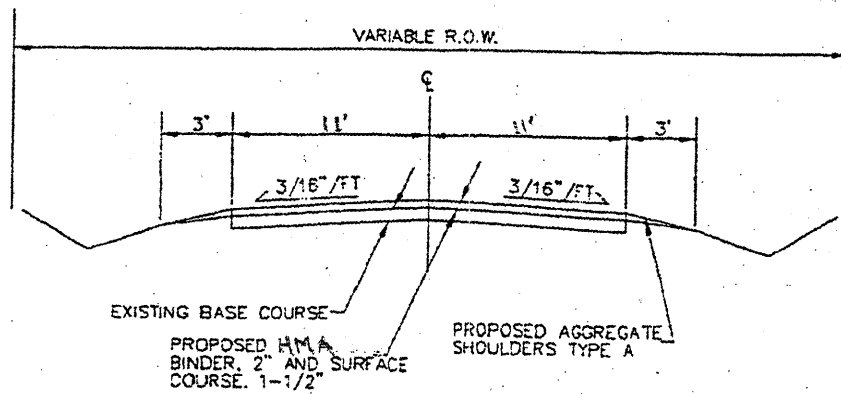
TYPICAL EXISTING SECTION



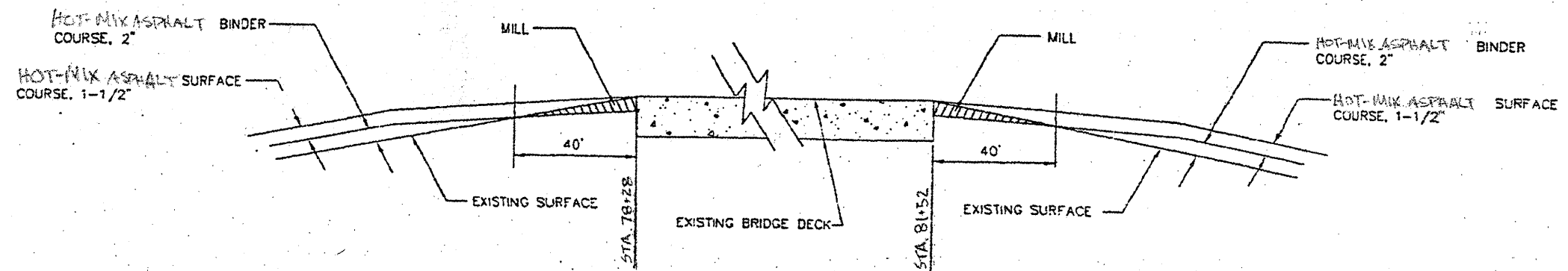
TYPICAL BUTT JOINT



TYPICAL FEATHER JOINT



TYPICAL PROPOSED SECTION



SURFACING AT BRIDGE

SCHEDULE OF PAVEMENT MARKING LINE, 4"

NORTHBOUND LANE			SOUTHBOUND LANE				
STATION	NO PASSING (YELLOW SOLID)	CENTERLINE (YELLOW DASHED)	STATION	NO PASSING (YELLOW SOLID)	CENTERLINE (YELLOW DASHED)	STATION	EDGE LINE (WHITE SOLID)
STA. 0+12 - 6+60	-	162 FT	STA. 6+60 - 15+21	-	215 FT	0+2.0 to 159+38	31,384 FT
STA. 6+60 - 18+15	1,155 FT	-	STA. 15+21 - 36+00	2,079 FT	-		
STA. 18+15 - 22+85	-	118 FT	STA. 36+00 - 93+20	-	276 FT		
STA. 22+85 - 25+75	290 FT	-	STA. 93+20 - 104+25	615 FT	-		
STA. 25+75 - 93+20	-	1686 FT		-	-		
STA. 93+20 - 101+36	816 FT	-		-	-		
STA. 101+36 - 159+38	-	1451 FT		-	-		
	-	-		-	-		
	-	-		-	-		
	-	-		-	-		
	-	-		-	-		
TOTALS	2,261 FT	3,417 FT	TOTALS	2,694 FT	491 FT	TOTALS	31,384 FT

TYPICAL SECTIONS & MISCELLANEOUS DETAILS