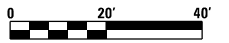
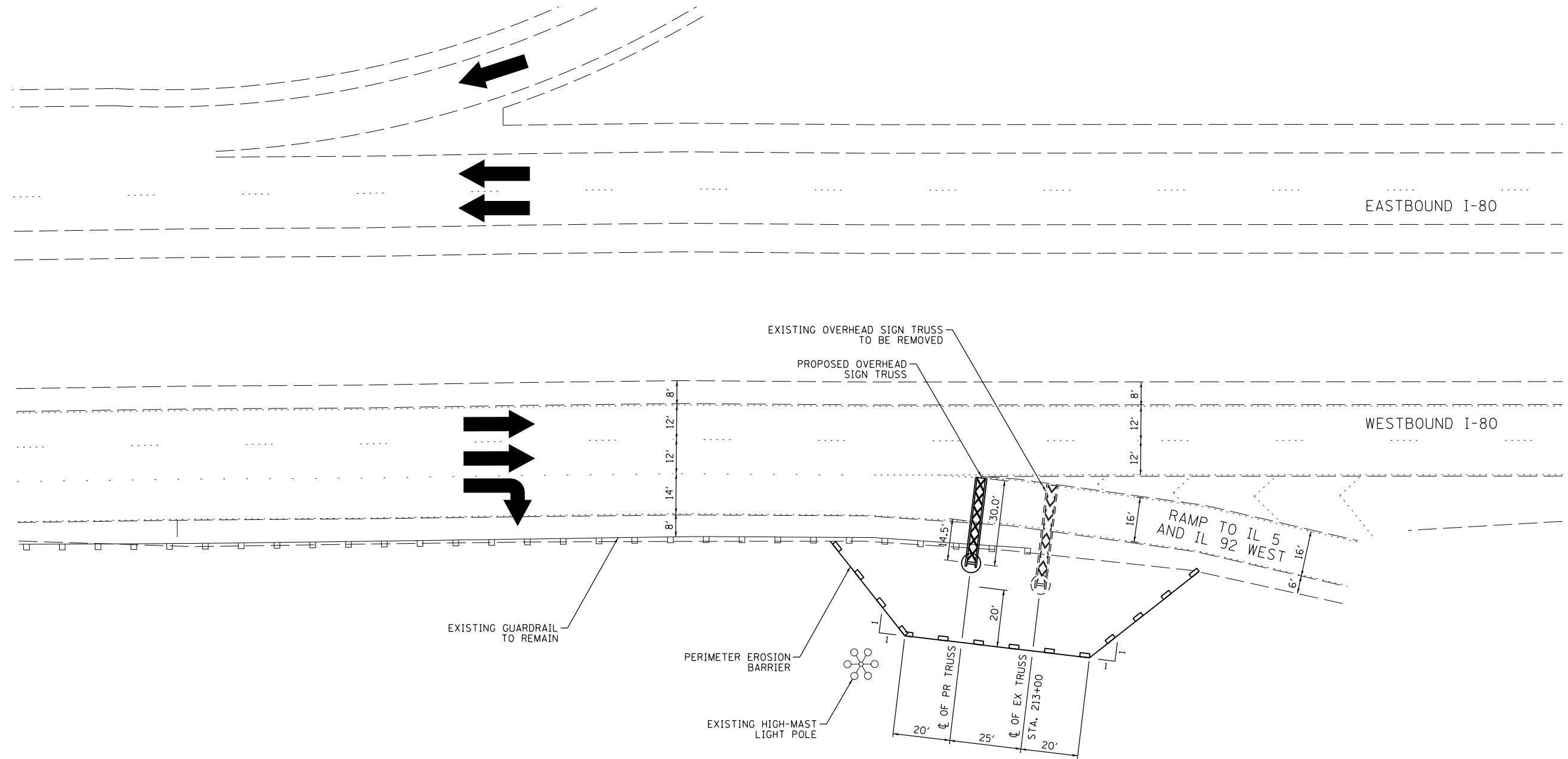
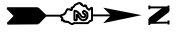


NOTES:

- 1) INSTALL PERIMETER EROSION BARRIER AS DIRECTED BY THE ENGINEER.
- 2) EXISTING GUARDRAIL TO REMAIN.



GRAPHIC SCALE

ENGINEERING CONSULTANT
Ciorba Group, Inc.
 CONSULTING ENGINEERS
 8007 North Cumberland Avenue, Suite 402
 Chicago, Illinois 60655
 Tel. 773.775.4009 Fax 773.775.4014
 Email: chris@ciorba.com

USER NAME = untitled
PLOT SCALE = 40,0000' / 1" =
PLOT DATE = 3/12/2014

DESIGNED - JPA	REVISED -
DRAWN - JPA	REVISED -
CHECKED - MJL	REVISED -
DATE -	REVISED -

**STATE OF ILLINOIS
 DEPARTMENT OF TRANSPORTATION**

**SIGN STRUCTURE REPLACEMENT
 ROADWAY PLAN DETAIL - SN-098**

SCALE: 1" = 20' SHEET NO. 1 OF 6 SHEETS STA. TO STA.

F.A.I. RTE.	SECTION	COUNTY	TOTAL SHEETS	SHEET NO.
VAR.	.	**	45	7
D-2 OVD SIN STR REPL 14-26			CONTRACT NO. 46287	
ILLINOIS FED. AID PROJECT				

K:\Ciorba\pen table\Files to print\0546287-sht-plan-001.dgn