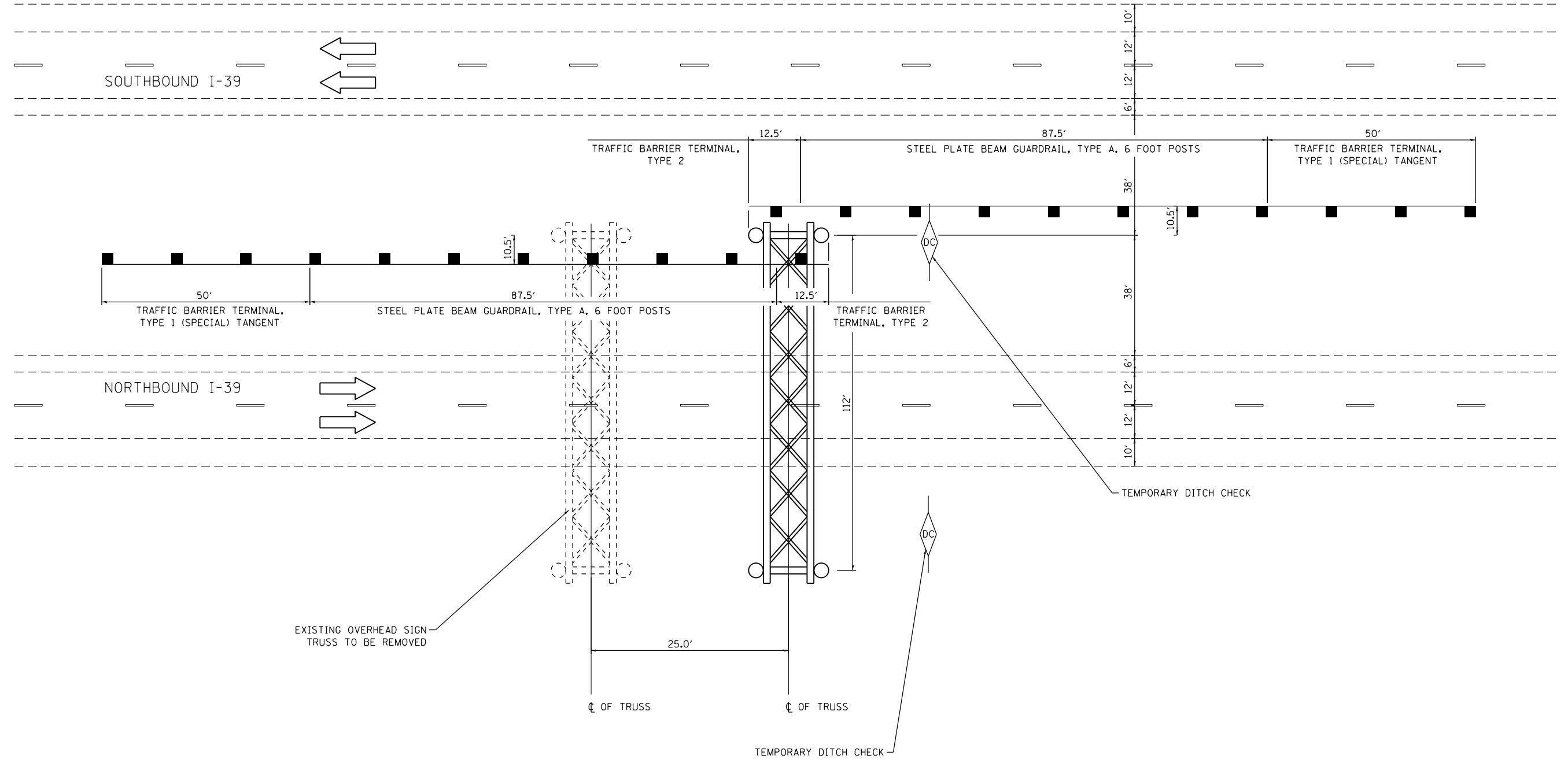
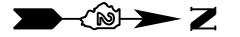
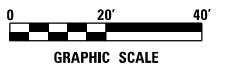


- NOTES:**
- 1) INSTALL PROPOSED SOUTHBOUND AND NORTHBOUND GUARDRAIL AND TERMINAL SECTIONS AS SHOWN BELOW
 - 2) INSTALL TEMPORARY DITCH CHECKS AS DIRECTED BY THE ENGINEER



SN-031
2S1011039R138.8



N:\PROJ\0220080\0220080.DWG\Design\Details\0220080_02.dwg - Detail - Roadway Plan.dwg

<p>ENGINEERING CONSULTANT Clorba Group, Inc. CONSULTING ENGINEERS 8007 North Cumberland Avenue, Suite 402 Chicago, Illinois 60636 Tel: 773.775.4009 Fax: 773.775.4014 Email: info@clorba.com</p>	USER NAME = jattanaseo	DESIGNED - JPA	REVISED -	<p align="center">STATE OF ILLINOIS DEPARTMENT OF TRANSPORTATION</p>	<p align="center">SIGN STRUCTURE REPLACEMENT ROADWAY PLAN DETAIL - SN-031</p>	F.A.I. RTE.	SECTION	COUNTY	TOTAL SHEETS	SHEET NO.
	PLOT SCALE = 40.0000' / 1" =	DRAWN - JPA	REVISED -			VAR.	.	**	45	8
PLOT DATE = 1/31/2014	CHECKED - MJL	REVISIED -	REVISIED -	SCALE: N.T.S. SHEET NO. 2 OF 6 SHEETS STA. TO STA.		D-2 OVD SIN STR REPL 14-27		CONTRACT NO. 46288		
	DATE - 1/31/2014	REVISIED -	REVISIED -			ILLINOIS FED. AID PROJECT			** WINNEBAGO & OGLE	