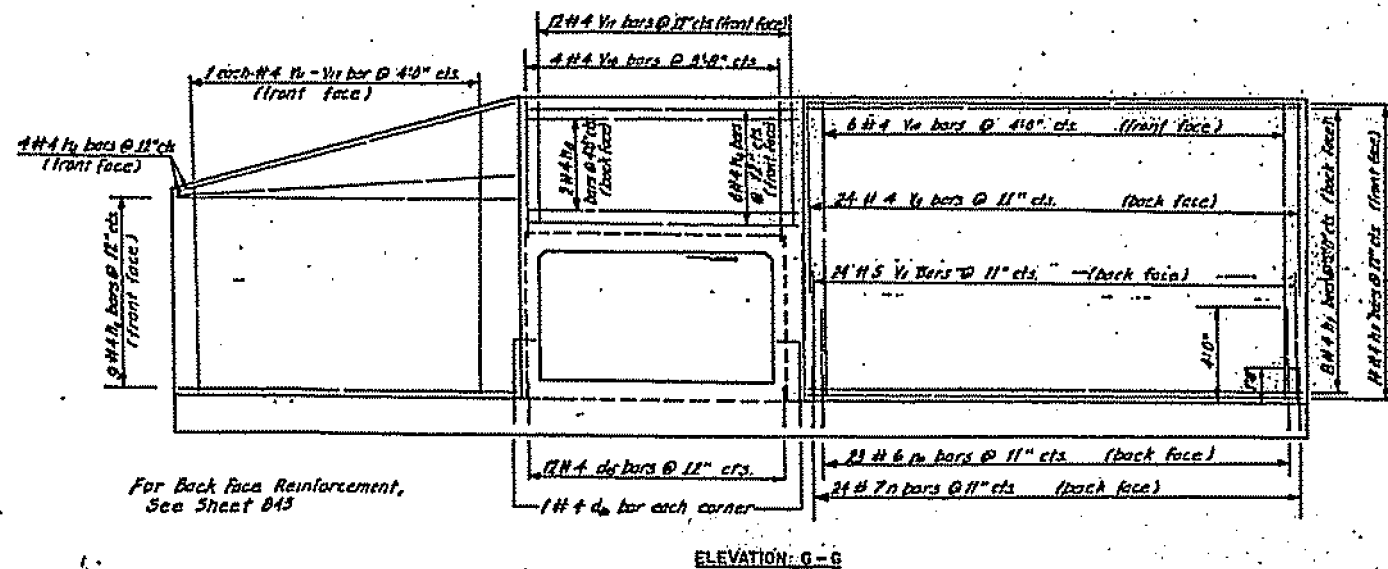

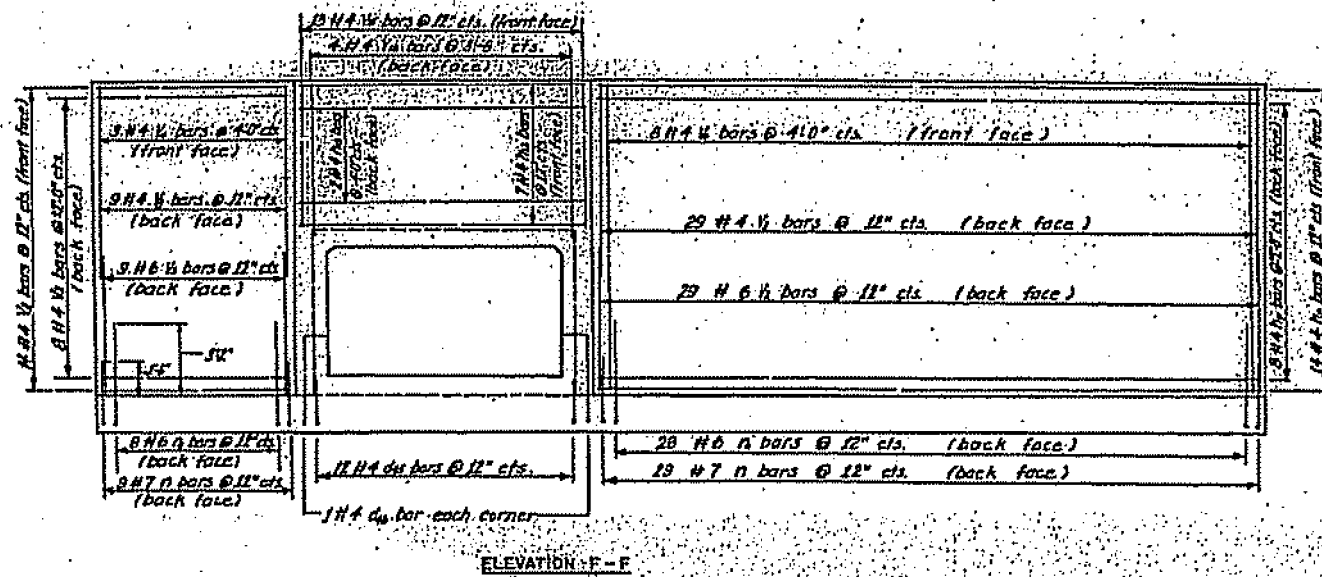


# FOR INFORMATION ONLY

PLAN NO.	111-101	CODE	96	73	SHEET NO. 844
NO. OF SHEETS	NO. 7	ALIGNED	NO. 10	FACTORY NO.	0148



For Back face Reinforcement, See Sheet 843

BILL OF MATERIAL

CONCRETE BOX CULVERT			
BAR NO.	NO.	SIZE	LENGTH
25	226	7	10'-10"
26	18	4	7'-3"
45	225	5	5'-0"
46	226	5	8'-4"
45	20	4	5'-6"
46	4	4	4'-9"
7	24	6	31'-5"
14	36	5	31'-3"
17	18	4	28'-4"
18	17	4	14'-11"
19	18	4	21'-4"
22	9	4	12'-4"
24	8	4	11'-7"
26	79	4	11'-7"
29	36	7	3'-6"
31	39	6	5'-0"
32	76	6	7'-10"
33	86	5	7'-7"
35	38	6	6'-0"
38	24	4	8'-4"
40	11	4	13'-2"
41	41	5	5'-6"
42	4	4	7'-4"
43	4	4	6'-6"
44	6	4	5'-6"
47	7	4	12'-8"
48	1	4	13'-9"
49	1	4	11'-9"
50	1	4	10'-9"
51	13	4	6'-1"
52	4	4	8'-11"
53	12	4	5'-7"
54	4	4	8'-6"
55	8	5	8'-4"
56	8	5	28'-4"
57	8	5	14'-7"
58	8	5	21'-4"

QUANTITIES		
Reinforcement Bars	Lbs.	RS24
Casts & Concrete	Cu Yds	131.44

FA'S ROUTE 119 (S.A. 18)  
 CONCRETE BOX CULVERT  
 STA. 11+55 ARCHER AVE.

FILE NAME =	USER NAME = parayno1	DESIGNED -	REVISED -	STATE OF ILLINOIS DEPARTMENT OF TRANSPORTATION	SCALE:	SHEET	OF	SHEETS	STA.	TO STA.	F.A.U. RTE.	SECTION	COUNTY	TOTAL SHEETS	SHEET NO.
et:\pw_work\p1dot\parayno1\0160753\PI2709-sht-gennote.dgn	DRAWN -	REVISED -	3565								B-N-5	COOK	129	72	
Default	PLOT SCALE = 100.0000 / 1 in.	CHECKED -	REVISED -								CONTRACT NO. 60T24				
	PLOT DATE = 12/9/2013	DATE -	REVISED -								ILLINOIS FED. AID PROJECT				