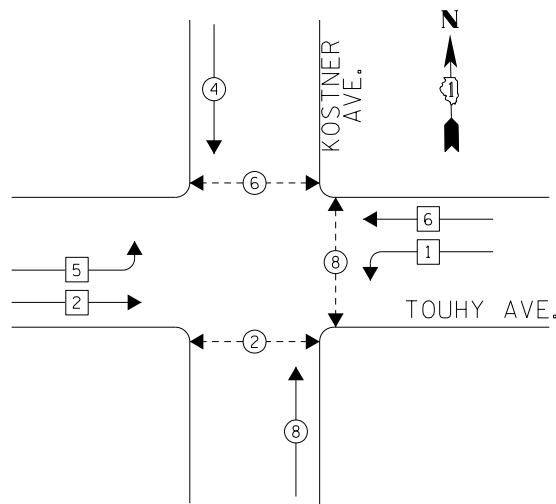


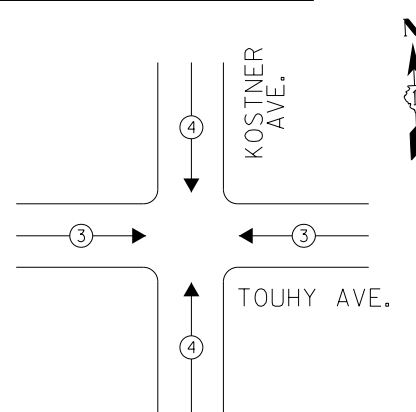
EXISTING CONTROLLER SEQUENCE



LEGEND

- ◉ DUAL ENTRY PHASE
- ◻ SINGLE ENTRY PHASE
- ◉ PEDESTRIAN PHASE
- NUMBER REFERS TO ASSOCIATED PHASE

PHASE DESIGNATION DIAGRAM



EXISTING EMERGENCY VEHICLE PREEMPTION SEQUENCE

EMERGENCY VEHICLE PREEMPTORS		
EMERGENCY VEHICLE PREEMPTOR	3	4
MOVEMENT	←→	↑↓

I. D. O. T.
TRAFFIC SIGNAL INSTALLATION
ELECTRICAL SERVICE REQUIREMENTS

TYPE	NO. LAMPS	WATTAGE INCAND.	WATTAGE LED	%OPERATION	TOTAL WATTAGE
SIGNAL (RED)	16	-	17	0.50	136.0
(YELLOW)	16	-	25	0.25	100.0
(GREEN)	16	-	15	0.25	60.0
ARROW	-	-	12	0.10	-
PED. SIGNAL	6	-	25	1.00	150.0
CONTROLLER	1	100	-	1.00	100.0
ILLUM. SIGN	-	-	25	0.50	-
VIDEO SYSTEM	-	150	-	1.00	-
BATTERY BACKUP	1	25	-	1.00	25.0
LUMINAIRE	-	250	-	0.50	-
FLASHER	-	-	25	0.50	-
TOTAL =				571.0	

ENERGY COSTS- **BILLED TO: IDOT DISTRICT 1**
201 WEST CENTER COURT
SCHAUMBURG, IL 60196-1096

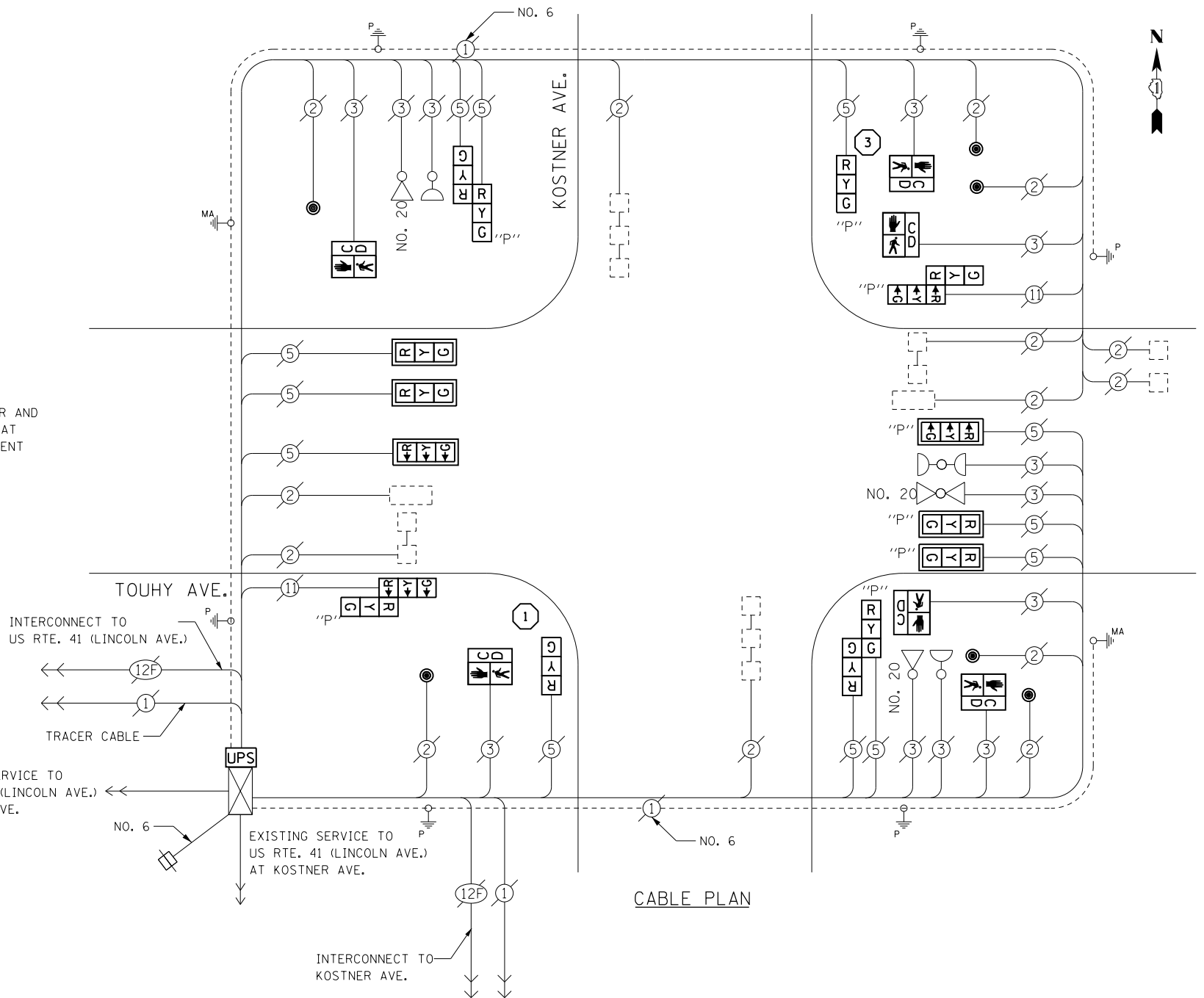
ENERGY SUPPLY- **CONTACT TERRI BLECK**
PHONE 847-816-5239
COMMONWEALTH EDISON

REMOVAL OF EXISTING TRAFFIC SIGNAL EQUIPMENT

THE FOLLOWING ITEMS SHALL BE REMOVED BY THE CONTRACTOR AND SHALL BE DISPOSED OF BY THEM OUTSIDE THE RIGHT-OF-WAY AT THEIR EXPENSE. THE SALVAGE VALUE OF THE REMOVED EQUIPMENT SHALL BE REFLECTED IN THE CONTRACT BID PRICE.

- 2 EACH TRAFFIC SIGNAL POST
- 8 EACH SIGNAL HEAD, 1-FACE, 3-SECTION
- 4 EACH SIGNAL HEAD, 2-FACE, 3-SECTION
- 6 EACH PEDESTRIAN SIGNAL HEAD, 1-FACE
- 6 EACH PEDESTRIAN PUSH-BUTTON

THE TRAFFIC SIGNAL CONTROL EQUIPMENT FOR THIS PROJECT SHALL BE "EAGLE" TO MATCH THE EXISTING ADJACENT SYSTEM.



EXISTING SERVICE TO US RTE. 41 (LINCOLN AVE.) AT TOUHY AVE.

EXISTING SERVICE TO US RTE. 41 (LINCOLN AVE.) AT KOSTNER AVE.

SCHEDULE OF QUANTITIES

ITEMS	UNIT	QUANTITY
MAINTENANCE OF EXISTING TRAFFIC SIGNAL INSTALLATION	EACH	1
TRAFFIC SIGNAL POST, GALVANIZED STEEL 14 FT.	EACH	1
TRAFFIC SIGNAL POST, GALVANIZED STEEL 16 FT.	EACH	1
SIGNAL HEAD, LED, 1-FACE, 3-SECTION, MAST-ARM MOUNTED	EACH	3
SIGNAL HEAD, LED, 1-FACE, 3-SECTION, BRACKET MOUNTED	EACH	1
OPTICALLY PROGRAMMED SIGNAL HEAD, LED, 1-FACE, 3-SECTION, BRACKET MOUNTED	EACH	1
OPTICALLY PROGRAMMED SIGNAL HEAD, LED, 1-FACE, 3-SECTION, MAST ARM MOUNTED	EACH	3
COMBINATION SIGNAL HEAD, LED, 2-FACE, 1-3 SECTION OPTICALLY PROGRAMMED, 1-3 SECTION, BRACKET MOUNTED	EACH	4
PEDESTRIAN SIGNAL HEAD, LED, 1-FACE, BRACKET MOUNTED WITH COUNTDOWN TIMER	EACH	6
TRAFFIC SIGNAL BACKPLATE, LOUVERED, ALUMINUM	EACH	6
PEDESTRIAN PUSH-BUTTON	EACH	6
MODIFY EXISTING CONTROLLER CABINET	EACH	1
REMOVE EXISTING TRAFFIC SIGNAL EQUIPMENT	EACH	1
UNINTERRUPTABLE POWER SUPPLY, SPECIAL	EACH	1

CONSTRUCTION NOTES

- 1 THE CONTRACTOR SHALL REPLACE THE EXISTING TRAFFIC SIGNAL POST WITH THE PROPOSED TRAFFIC SIGNAL POST, 14 FT. AND ATTACH THE PROPOSED POST TO THE EXISTING FOUNDATION.
- 3 THE CONTRACTOR SHALL REPLACE THE EXISTING TRAFFIC SIGNAL POST WITH THE PROPOSED TRAFFIC SIGNAL POST, 16 FT. AND ATTACH THE PROPOSED POST TO THE EXISTING FOUNDATION.

TS 5835
LINCOLNWOOD

FILE NAME = D:\60X82-shr-155835.dgn	USER NAME = SJohnson	DESIGNED - PHL	REVISED -
Default	PLOT SCALE = 48.0000' / in.	DRAWN - PHL	REVISED -
	PLOT DATE = 3/21/2014	CHECKED - BKS	REVISED -
		DATE - 03/09/2014	REVISED -

STATE OF ILLINOIS
DEPARTMENT OF TRANSPORTATION

TOUHY AVENUE AT KOSTNER AVENUE - CABLE PLAN
SCHEDULE OF QUANTITIES, PHASE DESIG. DIAGRAM & EVP SEQUENCE

F.A. RTE.	SECTION	COUNTY	TOTAL SHEETS	SHEET NO.
	2014-007TS	COOK	88	20
CONTRACT NO. 60X82				
ILLINOIS FED. AID PROJECT				