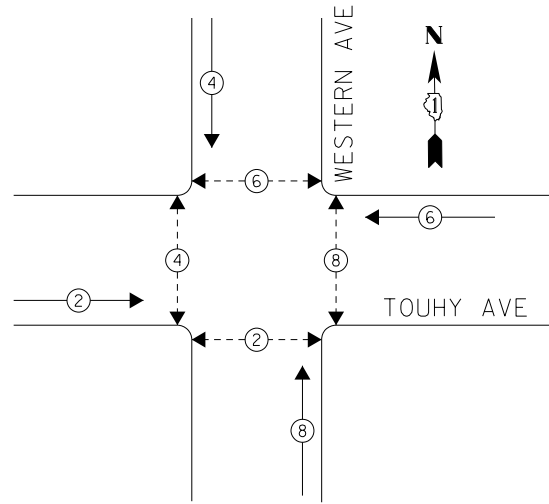
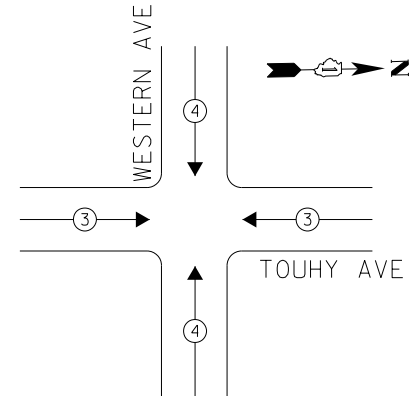




EXISTING CONTROLLER SEQUENCE



PHASE DESIGNATION DIAGRAM

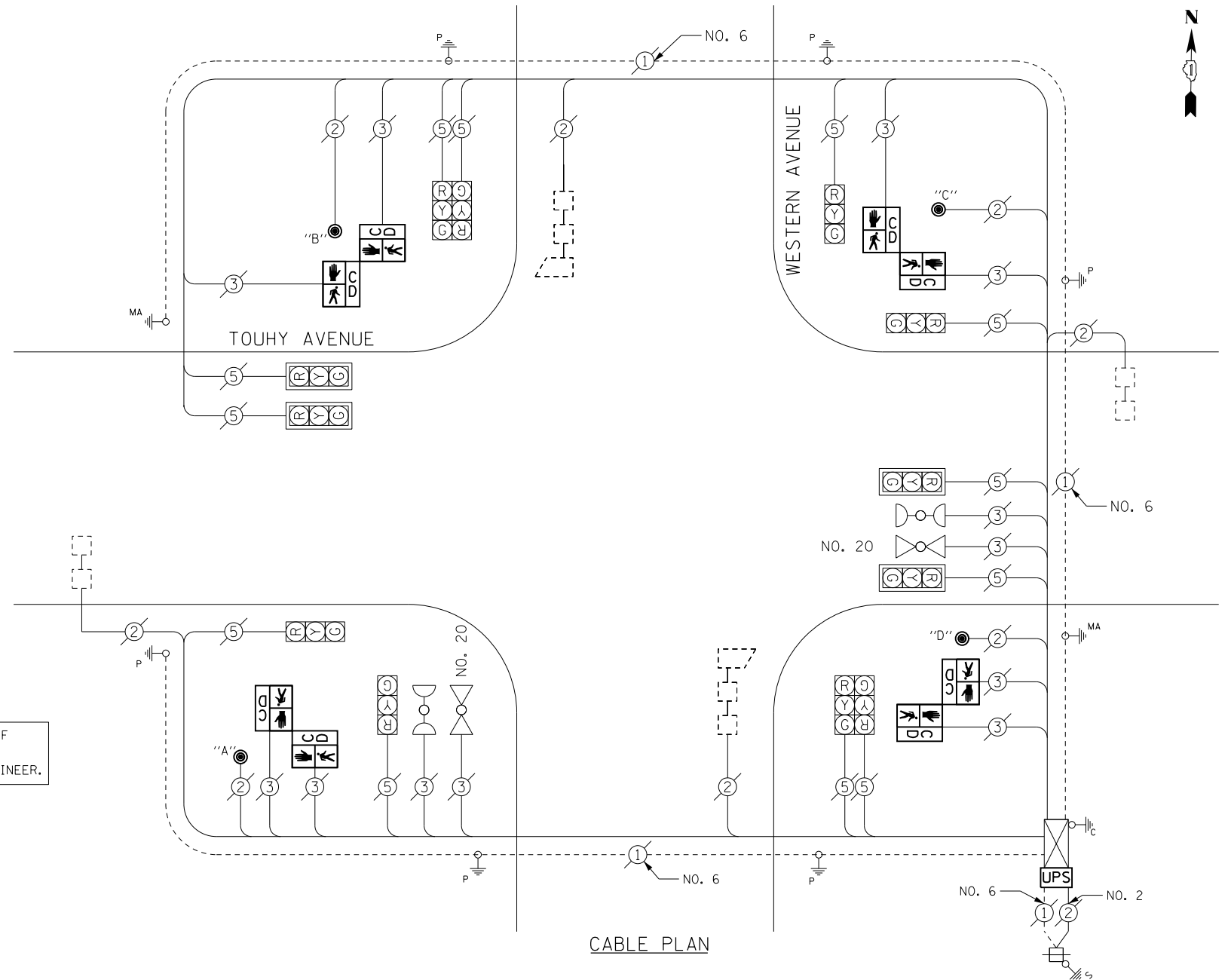


EXISTING EMERGENCY VEHICLE PREEMPTION SEQUENCE

EMERGENCY VEHICLE PREEMPTORS		
EMERGENCY VEHICLE PREEMPTOR	3	4
MOVEMENT	← →	↓ ↑

- LEGEND**
- ← ● → DUAL ENTRY PHASE
 - ← ● - - - ● → PEDESTRIAN PHASE
 - NUMBER REFERS TO ASSOCIATED PHASE

UPS SHALL BE INSTALLED ON LEFT SIDE OF CONTROLLER CABINET DUE TO PHYSICAL CONSTRAINT, OR AS DIRECTED BY THE ENGINEER.



CABLE PLAN

I. D. O. T. TRAFFIC SIGNAL INSTALLATION ELECTRICAL SERVICE REQUIREMENTS

TYPE	NO. LAMPS	WATTAGE INCAND.	WATTAGE LED	%OPERATION	TOTAL WATTAGE
SIGNAL (RED)	12	-	17	0.50	102.0
(YELLOW)	12	-	25	0.25	75.0
(GREEN)	12	-	15	0.25	45.0
ARROW	-	-	12	0.10	-
PED. SIGNAL	8	-	25	1.00	200.0
CONTROLLER	1	100	-	1.00	100.0
ILLUM. SIGN	-	-	-	0.50	-
VIDEO SYSTEM	-	-	-	1.00	-
BATTERY BACKUP	1	25	-	1.00	25.0
LUMINAIRE	-	-	-	0.50	-
FLASHER	-	-	-	0.50	-
TOTAL =					547.0

ENERGY COSTS- BILLED TO: IDOT DISTRICT 1
201 WEST CENTER COURT
SCHAUMBURG, IL 60196-1096

ENERGY SUPPLY- CONTACT: TERRI BLECK
PHONE: 847-816-5239
COMMONWEALTH EDISON

SCHEDULE OF QUANTITIES

ITEMS	UNIT	QUANTITY
MAINTENANCE OF EXISTING TRAFFIC SIGNAL INSTALLATION	EACH	1
PEDESTRIAN SIGNAL HEAD, LED, 2-FACE, BRACKET MOUNTED WITH COUNTDOWN TIMER	EACH	4
MODIFY EXISTING CONTROLLER CABINET	EACH	1
REMOVE EXISTING TRAFFIC SIGNAL EQUIPMENT	EACH	1
UNINTERRUPTABLE POWER SUPPLY, SPECIAL	EACH	1
PEDESTRIAN PUSH-BUTTON, NON-LATCHING	EACH	4

REMOVAL OF EXISTING TRAFFIC SIGNAL EQUIPMENT

THE FOLLOWING ITEMS SHALL BE REMOVED BY THE CONTRACTOR AND SHALL BE DISPOSED OF BY THEM OUTSIDE THE RIGHT-OF-WAY AT THEIR EXPENSE. THE SALVAGE VALUE OF THE REMOVED EQUIPMENT SHALL BE REFLECTED IN THE CONTRACT BID PRICE.

- 4 EACH PEDESTRIAN SIGNAL HEAD, 2-FACE
- 4 EACH PEDESTRIAN PUSH-BUTTON

PUSHBUTTON NOTES:

- PUSHBUTTON "A" SHALL PLACE A CALL IN PHASES 2 AND 4
- PUSHBUTTON "B" SHALL PLACE A CALL IN PHASES 4 AND 6
- PUSHBUTTON "C" SHALL PLACE A CALL IN PHASES 6 AND 8
- PUSHBUTTON "D" SHALL PLACE A CALL IN PHASES 2 AND 8

TS 9230
PARK RIDGE

FILE NAME = D160XB2-sht-TS9230.dgn	USER NAME = SJohnson	DESIGNED - PHL	REVISED -
Default	PLOT SCALE = 40.0000' / in.	DRAWN - PHL	REVISED -
	PLOT DATE = 3/21/2014	CHECKED - BKS	REVISED -
		DATE - 03/09/2014	REVISED -

STATE OF ILLINOIS
DEPARTMENT OF TRANSPORTATION

TOUHY AVENUE AT WESTERN AVENUE - CABLE PLAN
SCHEDULE OF QUANTITIES, PHASE DESIG. DIAGRAM & EVP SEQUENCE

SCALE: SHEET OF SHEETS STA. TO STA.

F.A. RTÉ.	SECTION	COUNTY	TOTAL SHEETS	SHEET NO.
	2014-007TS	COOK	88	47
CONTRACT NO. 60X82				
ILLINOIS FED. AID PROJECT				