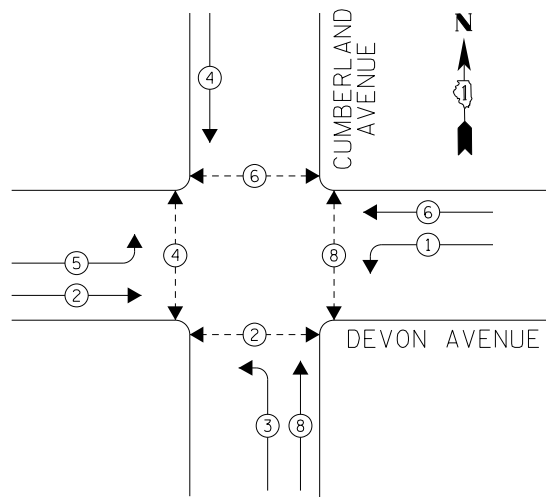


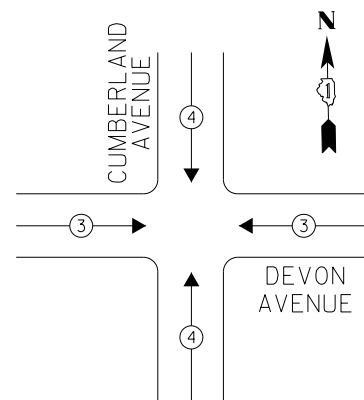
EXISTING CONTROLLER SEQUENCE



LEGEND

- DUAL ENTRY PHASE
- OVERLAP
- PEDESTRIAN PHASE
- NUMBER REFERS TO ASSOCIATED PHASE

PHASE DESIGNATION DIAGRAM



EXISTING EMERGENCY VEHICLE PREEMPTION SEQUENCE

EMERGENCY VEHICLE PREEMPTORS		
EMERGENCY VEHICLE PREEMPTOR	3	4
MOVEMENT	← →	↓ ↑

I. D. O. T. TRAFFIC SIGNAL INSTALLATION ELECTRICAL SERVICE REQUIREMENTS

TYPE	NO. LAMPS	WATTAGE INCAND.	LED	%OPERATION	TOTAL WATTAGE
SIGNAL (RED)	16	-	17	0.50	136.0
(YELLOW)	16	-	25	0.25	100.0
(GREEN)	16	-	15	0.25	60.0
ARROW	12	-	12	0.10	14.4
PED. SIGNAL	8	-	25	1.00	200.0
CONTROLLER	1	100	-	1.00	100.0
ILLUM. SIGN	-	-	-	0.50	-
VIDEO SYSTEM	-	150	-	1.00	-
BATTERY BACKUP	1	25	-	1.00	25.0
LUMINAIRE	-	-	-	0.50	-
FLASHER	-	-	-	0.50	-
TOTAL =					635.4

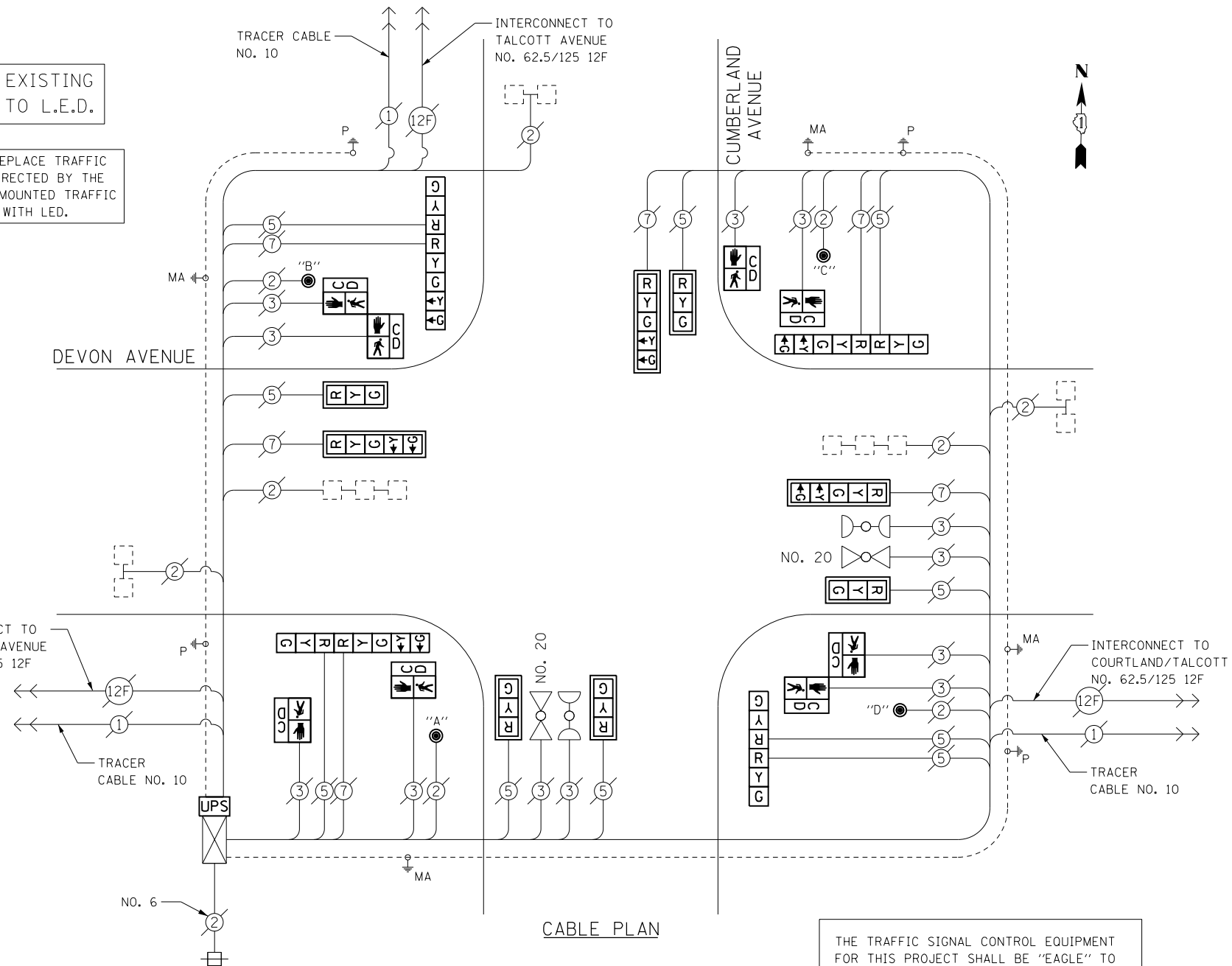
ENERGY COSTS- **BILLED TO: IDOT DISTRICT 1**
201 WEST CENTER COURT
SCHAUMBURG, IL 60196-1096

ENERGY SUPPLY- **CONTACT TERRI BLECK**
PHONE 847-816-5239
COMMONWEALTH EDISON

RETROFIT ALL EXISTING SIGNAL HEADS TO L.E.D.

THE CONTRACTOR SHALL REPLACE TRAFFIC SIGNAL BACKPLATES AS DIRECTED BY THE ENGINEER FOR MAST ARM MOUNTED TRAFFIC SIGNALS TO BE RETROFIT WITH LED.

INTERCONNECT TO GREENWOOD AVENUE NO. 62.5/125 12F



CABLE PLAN

THE TRAFFIC SIGNAL CONTROL EQUIPMENT FOR THIS PROJECT SHALL BE "EAGLE" TO MATCH THE EXISTING ADJACENT SYSTEM.

SCHEDULE OF QUANTITIES

ITEMS	UNIT	QUANTITY
MAINTENANCE OF EXISTING TRAFFIC SIGNAL INSTALLATION	EACH	1
PEDESTRIAN SIGNAL HEAD, LED, 1-FACE, BRACKET MOUNTED WITH COUNTDOWN TIMER	EACH	4
PEDESTRIAN SIGNAL HEAD, LED, 2-FACE, BRACKET MOUNTED WITH COUNTDOWN TIMER	EACH	2
TRAFFIC SIGNAL BACKPLATE, LOUVERED, ALUMINUM	EACH	2
MODIFY EXISTING CONTROLLER CABINET	EACH	1
REMOVE EXISTING TRAFFIC SIGNAL EQUIPMENT	EACH	1
UNINTERRUPTABLE POWER SUPPLY, SPECIAL	EACH	1
SIGNAL HEAD, LED, 2-FACE, 1-3 SECTION, 1-5 SECTION, BRACKET MOUNTED, RETROFIT	EACH	3
SIGNAL HEAD, LED, 1-FACE, 3-SECTION, MAST ARM MOUNTED, RETROFIT	EACH	5
SIGNAL HEAD, LED, 1-FACE, 5-SECTION, MAST ARM MOUNTED, RETROFIT	EACH	3
SIGNAL HEAD, LED, 2-FACE, 3-SECTION, BRACKET MOUNTED, RETROFIT	EACH	1
PEDESTRIAN PUSH-BUTTON, NON-LATCHING	EACH	4

PUSHBUTTON NOTES:

PUSHBUTTON "A" SHALL PLACE A CALL IN PHASES 2 AND 4
 PUSHBUTTON "B" SHALL PLACE A CALL IN PHASES 4 AND 6
 PUSHBUTTON "C" SHALL PLACE A CALL IN PHASES 6 AND 8
 PUSHBUTTON "D" SHALL PLACE A CALL IN PHASES 2 AND 8

REMOVAL OF EXISTING TRAFFIC SIGNAL EQUIPMENT

THE FOLLOWING ITEMS SHALL BE REMOVED BY THE CONTRACTOR AND SHALL BE DISPOSED OF BY THEM OUTSIDE THE RIGHT-OF-WAY AT THEIR EXPENSE. THE SALVAGE VALUE OF THE REMOVED EQUIPMENT SHALL BE REFLECTED IN THE CONTRACT BID PRICE.

- 4 EACH PEDESTRIAN SIGNAL HEAD, 1- FACE
- 2 EACH PEDESTRIAN SIGNAL HEAD, 2-FACE
- 4 EACH PEDESTRIAN PUSH-BUTTON

TS 4955
 PARK RIDGE