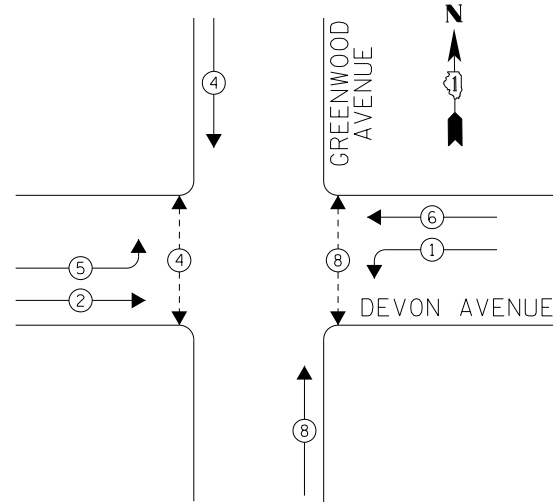
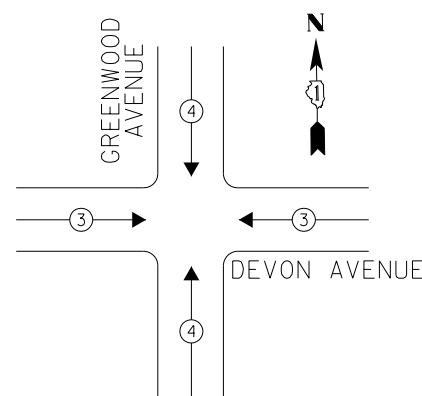


EXISTING CONTROLLER SEQUENCE



PHASE DESIGNATION DIAGRAM

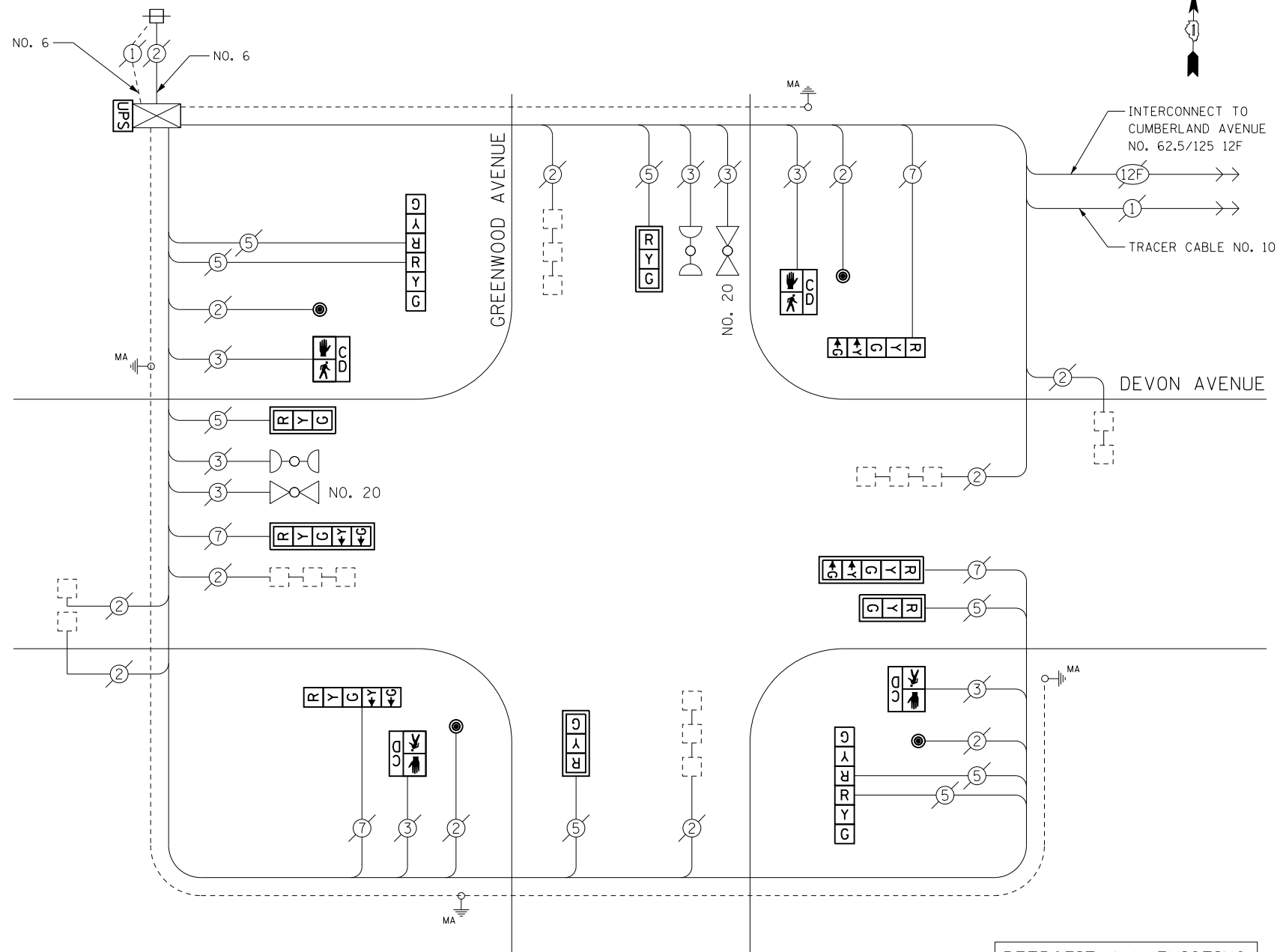


EXISTING EMERGENCY VEHICLE PREEMPTION SEQUENCE

EMERGENCY VEHICLE PREEMPTORS		
EMERGENCY VEHICLE PREEMPTOR	3	4
MOVEMENT	← →	↓ ↑

- LEGEND
- ◉ DUAL ENTRY PHASE
 - ◊ OVERLAP
 - ◉ PEDESTRIAN PHASE
 - NUMBER REFERS TO ASSOCIATED PHASE

THE TRAFFIC SIGNAL CONTROL EQUIPMENT FOR THIS PROJECT SHALL BE "EAGLE" TO MATCH THE EXISTING ADJACENT SYSTEM.



CABLE PLAN

RETROFIT ALL EXISTING SIGNAL HEADS TO L.E.D.

THE CONTRACTOR SHALL REPLACE TRAFFIC SIGNAL BACKPLATES AS DIRECTED BY THE ENGINEER FOR MAST ARM MOUNTED TRAFFIC SIGNALS TO BE RETROFIT WITH LED.

REMOVAL OF EXISTING TRAFFIC SIGNAL EQUIPMENT

THE FOLLOWING ITEMS SHALL BE REMOVED BY THE CONTRACTOR AND SHALL BE DISPOSED OF BY THEM OUTSIDE THE RIGHT-OF-WAY AT THEIR EXPENSE. THE SALVAGE VALUE OF THE REMOVED EQUIPMENT SHALL BE REFLECTED IN THE CONTRACT BID PRICE.

- 4 EACH PEDESTRIAN SIGNAL HEAD, 1-FACE
- 4 EACH PEDESTRIAN PUSH-BUTTON

SCHEDULE OF QUANTITIES

ITEMS	UNIT	QUANTITY
MAINTENANCE OF EXISTING TRAFFIC SIGNAL INSTALLATION	EACH	1
PEDESTRIAN SIGNAL HEAD, LED, 1-FACE, BRACKET MOUNTED WITH COUNTDOWN TIMER	EACH	4
TRAFFIC SIGNAL BACKPLATE, LOUVERED, ALUMINUM	EACH	2
PEDESTRIAN PUSH-BUTTON	EACH	4
MODIFY EXISTING CONTROLLER CABINET	EACH	1
REMOVE EXISTING TRAFFIC SIGNAL EQUIPMENT	EACH	1
UNINTERRUPTABLE POWER SUPPLY, SPECIAL	EACH	1
SIGNAL HEAD, LED, 1-FACE, 3-SECTION, MAST ARM MOUNTED, RETROFIT	EACH	4
SIGNAL HEAD, LED, 1-FACE, 5-SECTION, MAST ARM MOUNTED, RETROFIT	EACH	2
SIGNAL HEAD, LED, 2-FACE, 3-SECTION, BRACKET MOUNTED, RETROFIT	EACH	2
SIGNAL HEAD, LED, 1-FACE, 5-SECTION, BRACKET MOUNTED, RETROFIT	EACH	2

I. D. O. T. TRAFFIC SIGNAL INSTALLATION ELECTRICAL SERVICE REQUIREMENTS

TYPE	NO. LAMPS	WATTAGE INCAND.	WATTAGE LED	%OPERATION	TOTAL WATTAGE
SIGNAL (RED)	12	-	17	0.50	102.0
(YELLOW)	12	-	25	0.25	75.0
(GREEN)	12	-	15	0.25	45.0
ARROW	8	-	12	0.10	9.6
PED. SIGNAL	4	-	25	1.00	100.0
CONTROLLER	1	100	-	1.00	100.0
ILLUM. SIGN	-	-	-	0.50	-
VIDEO SYSTEM	-	-	-	1.00	-
BATTERY BACKUP	1	25	-	1.00	25.0
LUMINAIRE	-	-	-	0.50	-
FLASHER	-	-	-	0.50	-
TOTAL =					456.6

ENERGY COSTS- BILLED TO: IDOT DISTRICT 1
201 WEST CENTER COURT
SCHAUMBURG, IL 60196-1096

ENERGY SUPPLY- CONTACT TERRI BLECK
PHONE 847-816-5239
COMMONWEALTH EDISON

FILE NAME = D:\60X82-sht-TS22150.dgn	USER NAME = SJohnson	DESIGNED - PHL	REVISED -
Default	PLOT SCALE = 40.0000' / in.	DRAWN - PHL	REVISED -
	PLOT DATE = 3/21/2014	CHECKED - BKS	REVISED -
		DATE - 03/09/2014	REVISED -

STATE OF ILLINOIS DEPARTMENT OF TRANSPORTATION

DEVON AVENUE AT GREENWOOD AVENUE - CABLE PLAN SCHEDULE OF QUANTITIES, PHASE DESIG. DIAGRAM & EVP SEQUENCE

SCALE: SHEET OF SHEETS STA. TO STA.

F.A. RTE.	SECTION	COUNTY	TOTAL SHEETS	SHEET NO.
	2014-007TS	COOK	88	73
CONTRACT NO. 60X82				
ILLINOIS FED. AID PROJECT				

TS 22150 PARK RIDGE