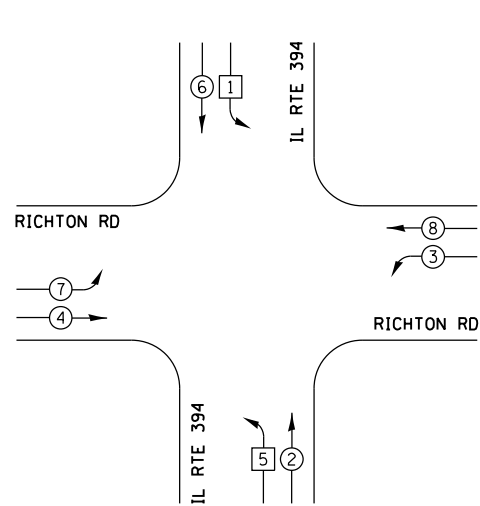


CONTROLLER SEQUENCE

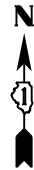
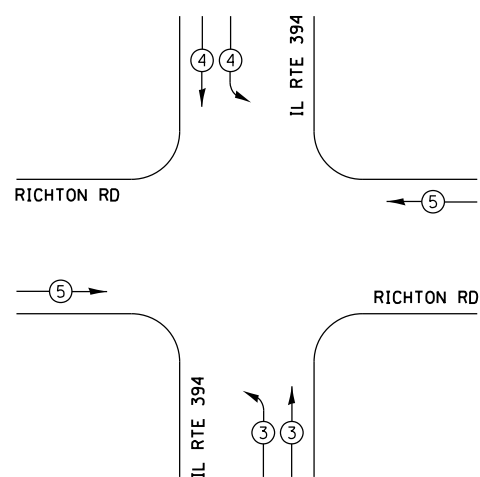


LEGEND

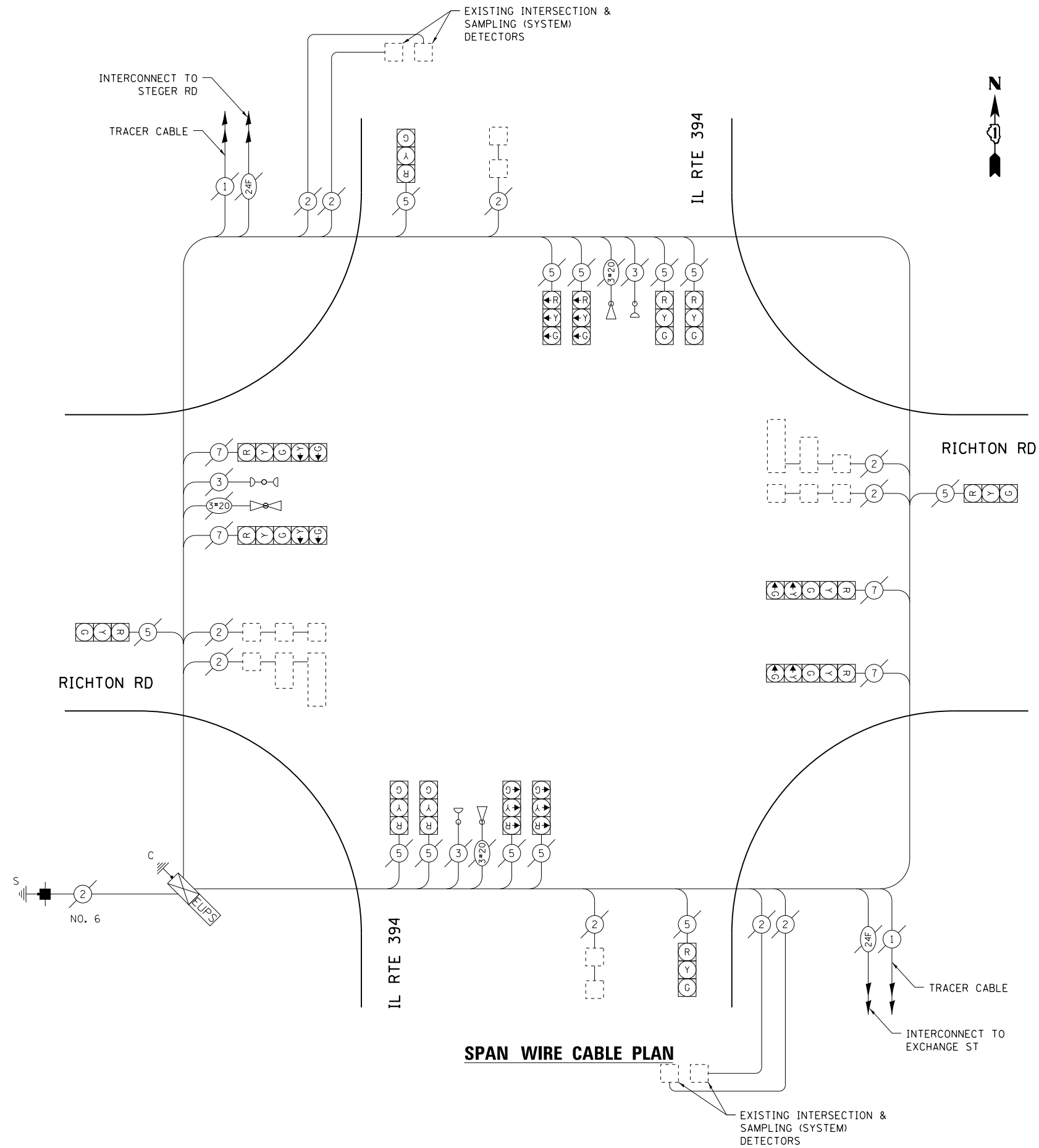
- DUAL ENTRY PHASE
- SINGLE ENTRY PHASE
- OVERLAP
- PEDESTRIAN PHASE
- NUMBER REFERS TO ASSOCIATED PHASE

PHASE DESIGNATION DIAGRAM

EMERGENCY VEHICLE PREEMPTION SEQUENCE



EMERGENCY VEHICLE PREEMPTORS			
EMERGENCY VEHICLE PREEMPTOR	3	4	5
MOVEMENT			



I.D.O.T. TRAFFIC SIGNAL INSTALLATION ELECTRICAL SERVICE REQUIREMENTS					TOTAL WATTAGE
TYPE	NO. OF LAMPS	WATTAGE INCAND.	LED	% OPERATION	
SIGNAL (RED)	16		17	0.50	136.00
(YELLOW)	16		25	0.25	100.00
(GREEN)	16		15	0.25	60.00
ARROW	8		12	0.10	9.6
PED. SIGNAL	-		25	1.00	-
CONTROLLER	1		100	1.00	100.00
ILLUM. SIGN	-		25	0.05	-
VIDEO SYSTEM	1		150	1.00	150.00
FLASHER				0.50	
ENERGY COSTS TO:				TOTAL =	555.6

ILLINOIS DEPARTMENT OF TRANSPORTATION
 DIVISION OF HIGHWAY/DISTRICT 1
 201 WEST CENTER COURT/SCHAUMBURG, ILLINOIS 60196-1096
 ENERGY SUPPLY: CONTACT: ILYAS MOHIUDDIN
 PHONE: (708) 235-2692
 COMPANY: COMED

FILE NAME =	USER NAME = poc1echal	DESIGNED - LP / SS	REVISED -
ei:\pwork\work\poc1echal\00381630\0125014-sht-ts.dgn		DRAWN - LP / SS	REVISED -
Default	PLOT SCALE = 40.0000' / in.	CHECKED - SM	REVISED -
	PLOT DATE = 3/19/2014	DATE - 03/21/14	REVISED -

**STATE OF ILLINOIS
DEPARTMENT OF TRANSPORTATION**

**SPAN WIRE CABLE PLAN, PHASE DESIGNATION DIAGRAM
AND EMERGENCY VEHICLE PREEMPTION SEQUENCE
IL RTE 394 AT RICHTON RD**

SCALE: NONE SHEET OF SHEETS STA. TO STA.

F.A.P. RTE.	SECTION	COUNTY	TOTAL SHEETS	SHEET NO.
332	(10&0910-PT.)ITS-1(14)	WILL	33	18
CONTRACT NO. 60X89				ILLINOIS FED. AID PROJECT

TS#7618