PARAPET OR WINGWALL

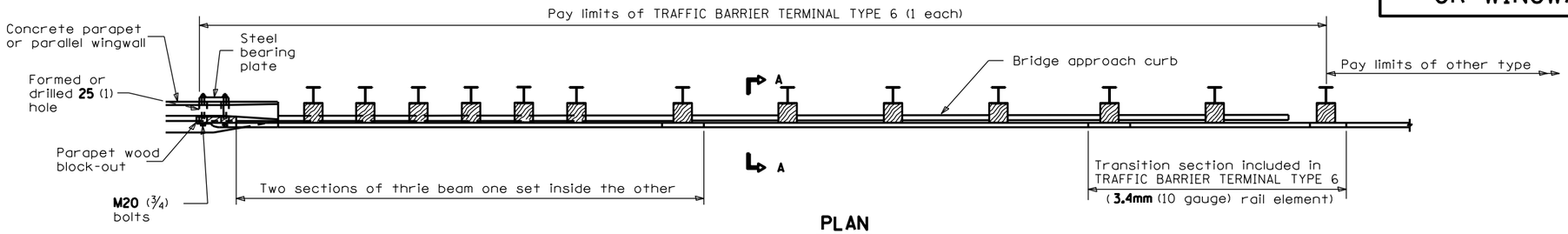

PLAN



ELEVATION

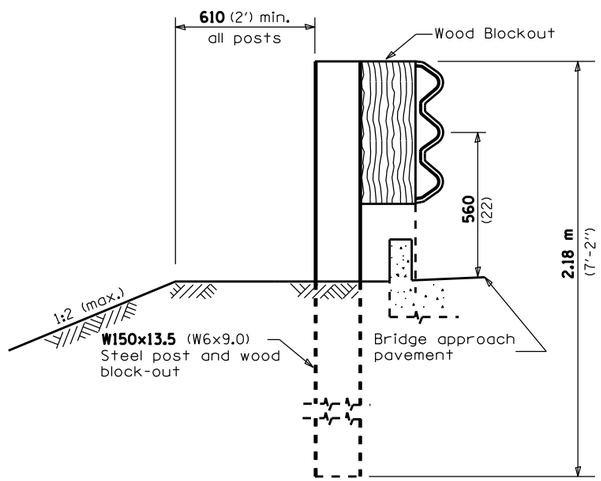

SECTION A-A

GENERAL NOTES

See Standard 630001 for details of guardrail not shown.

Thrie beam rail shall be bolted to block-out at all posts.

See Standard 420401 for details of bridge approach pavement.

All slope ratios are expressed as units of vertical displacement to units of horizontal displacement (V:H).

All dimensions are in millimeters (inches) unless otherwise shown.

• D-3 HIGHWAY DAMAGE REPAIR 2015

FILE NAME = $FILEL$	USER NAME = $USER$	DESIGNED - ___	REVISED - ___	STATE OF ILLINOIS DEPARTMENT OF TRANSPORTATION	PRE-MGS EFFECTIVE 4-1-06 TRAFFIC BARRIER TERMINAL, TYPE 6 STANDARD 631031-05 Sheet 1 of 3	F.A. RTE.	SECTION	COUNTY	TOTAL SHEETS	SHEET NO.
		DRAWN - ___	REVISED - ___			VAR.	•	VAR.	43	33
	PLOT SCALE = $SCALE$	CHECKED - ___	REVISED - ___					CONTRACT NO. 66015		
	PLOT DATE = $DATE$	DATE - ___	REVISED - ___		SCALE: ___ SHEET NO. __ OF __ SHEETS STA. ___ TO STA. ___	FED. ROAD DIST. NO. 7	ILLINOIS	FED. AID PROJECT		