


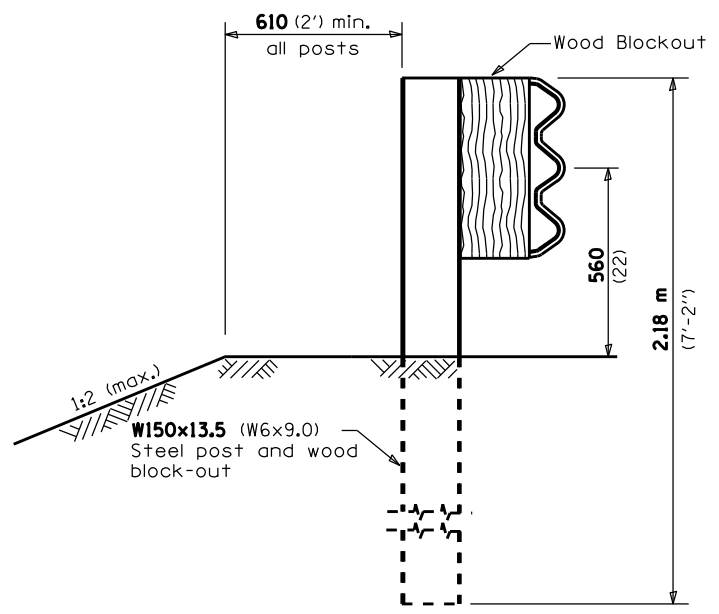
\* With standard washers. After tightening, cut the anchor bolts flush with nuts, and damage the nut to prevent it from loosening.

Note: See wood block details A, B, C. & D

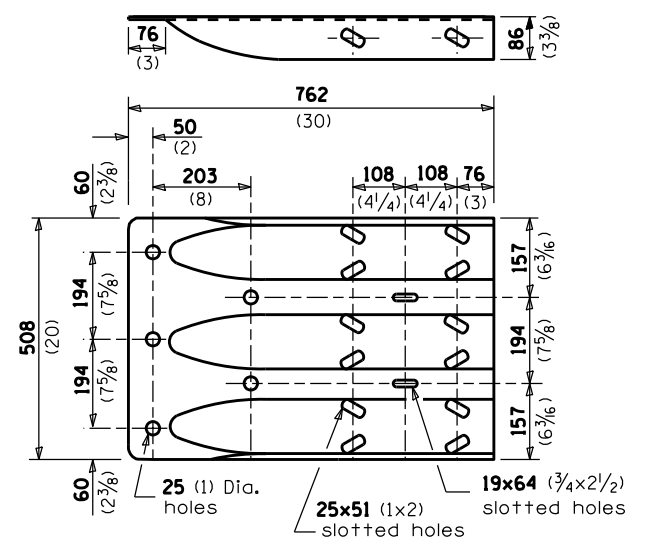
PLAN



ELEVATION



SECTION A-A



THRIE BEAM END SHOE DETAIL

GENERAL NOTES

See Standard 630001 for details of guardrail not shown.

Thrie beam rail shall be bolted to block-out at all posts.

All slope ratios are expressed as units of vertical displacement to units of horizontal displacement (V:H).

All dimensions are in millimeters (inches) unless otherwise shown.

|                      |                     |            |           |   |   |                                 |            |               |              |   |  |
|----------------------|---------------------|------------|-----------|---|---|---------------------------------|------------|---------------|--------------|---|--|
| FILE NAME =          | USER NAME = \$USER* | DESIGNED - | REVISED - | STATE OF ILLINOIS<br>DEPARTMENT OF TRANSPORTATION | PRE-MGS EFFECTIVE 4-1-06<br>TRAFFIC BARRIER TERMINAL, TYPE 6B<br>STANDARD 631033-01 | F.A. RTE.                       | SECTION    | COUNTY        | TOTAL SHEETS | SHEET NO.   |  |
| *FILEL\$             |                     | DRAWN -    | REVISED - |   |   | VAR.                            | *          | VAR.          | 43           | 39  |  |
| PLOT SCALE = *SCALE* |                     | CHECKED -  | REVISED - |   |   | Sheet 1 of 2                    |            |               |              |   |  |
| PLOT DATE = \$DATE*  |                     | DATE -     | REVISED - |   |   | CONTRACT NO. 66015              |            |               |              |   |  |
|                      |                     |            |           |   | SCALE: _____  | SHEET NO. _____ OF _____ SHEETS | STA. _____ | TO STA. _____ |              | FED. ROAD DIST. NO. _____ ILLINOIS FED. AID PROJECT |  |