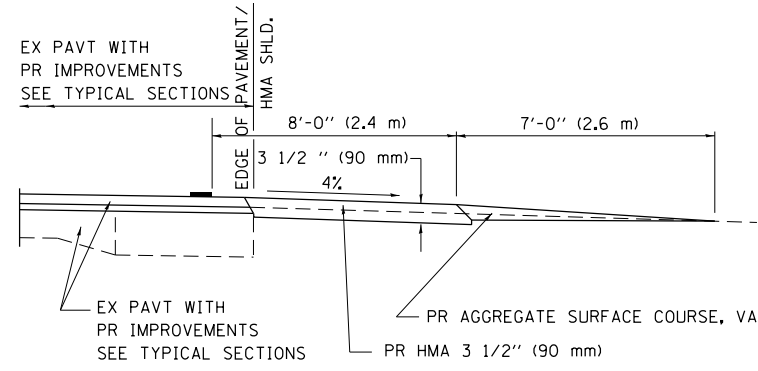
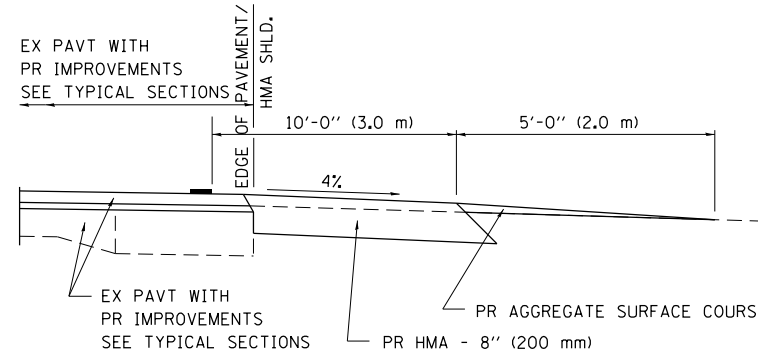


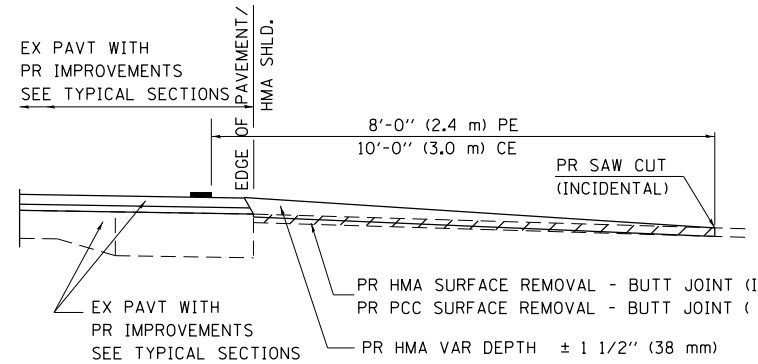
SECTION A-A FOR EX EARTH/AGGREGATE FE



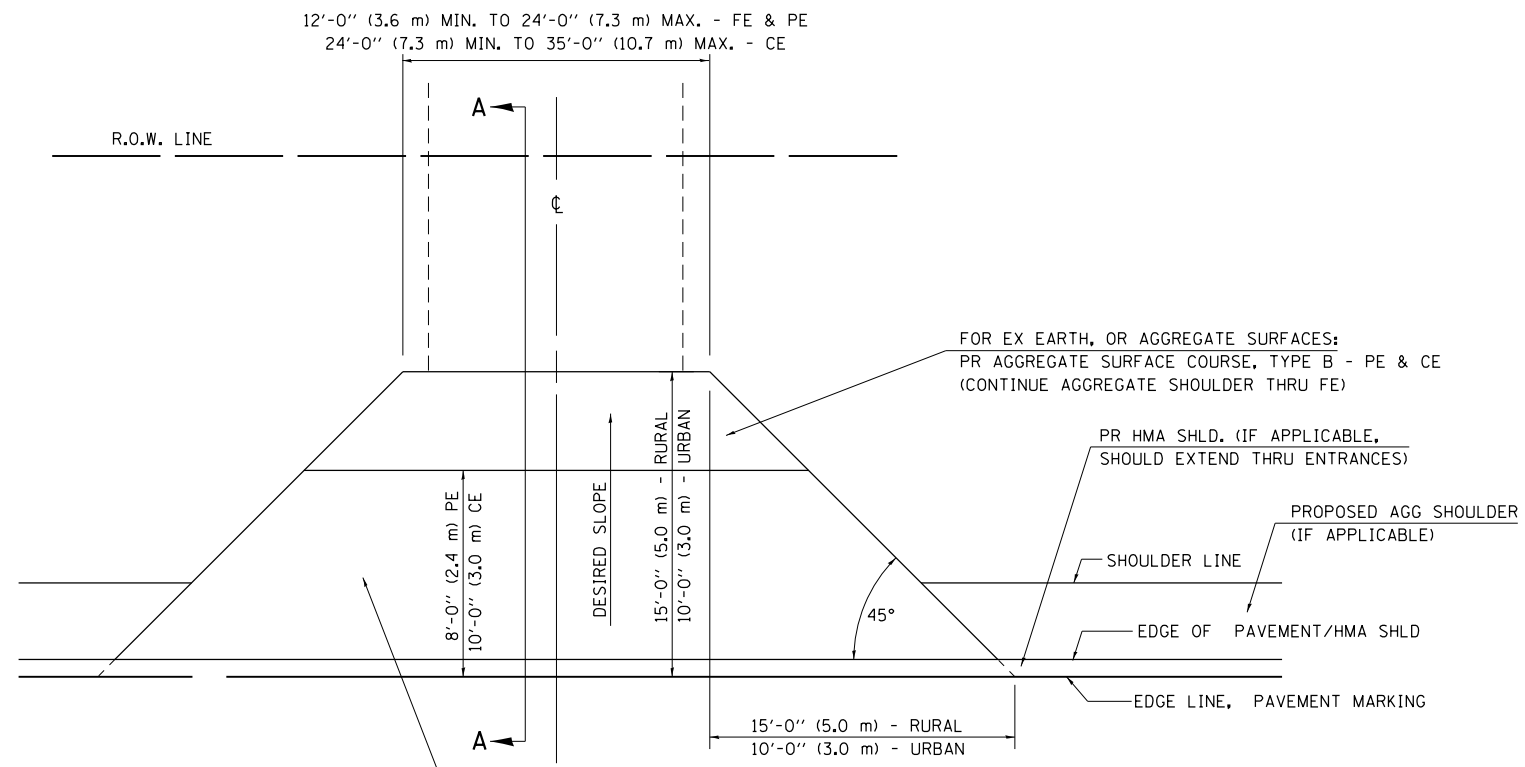
SECTION A-A FOR EX EARTH/AGGREGATE PE



SECTION A-A FOR EX EARTH/AGGREGATE CE & SIDE ROAD



SECTION A-A FOR EX HMA/PC CONCRETE PE, CE & SIDE ROAD



FOR EX EARTH OR AGGREGATE SURFACES:
 PR HMA SURFACE REMOVAL (IF APPLICABLE)
 PR AGGREGATE SHOULDER THRU - FE
 PR HMA CONCRETE 3 1/2" (90 mm) - PE
 PR HMA CONCRETE 8" (200 mm) - CE

FOR EX HMA CONCRETE SURFACES:
 PR HMA SURFACE REMOVAL-BUTT JOINT

FOR EX PCC SURFACES:
 PR PCC SURFACE REMOVAL-BUTT JOINT

FOR EX EARTH, OR AGGREGATE SURFACES:
 PR AGGREGATE SURFACE COURSE, TYPE B - PE & CE
 (CONTINUE AGGREGATE SHOULDER THRU FE)

GENERAL NOTES:

THE RESIDENT ENGINEER WILL DETERMINE THE EXACT TYPE OF IMPROVEMENT TO BE COMPLETED FOR ALL ENTRANCES, SIDEROADS AND MAILBOX TURNOUTS ON THIS PROJECT.

THE PLAN DETAILS AND SCHEDULES SHOULD BE USED AS A GUIDE FOR THE ENGINEER TO IMPLEMENT THE FINAL DESIGN. THE ENGINEER MAY DECIDE TO SALVAGE PORTIONS OF THE EXISTING ENTRANCE PAVEMENT STRUCTURE; THEREFORE, REDUCING PAY ITEM QUANTITIES. NO ADDITIONAL PAYMENT WILL BE ALLOWED FOR THIS REDUCTION IN QUANTITIES.

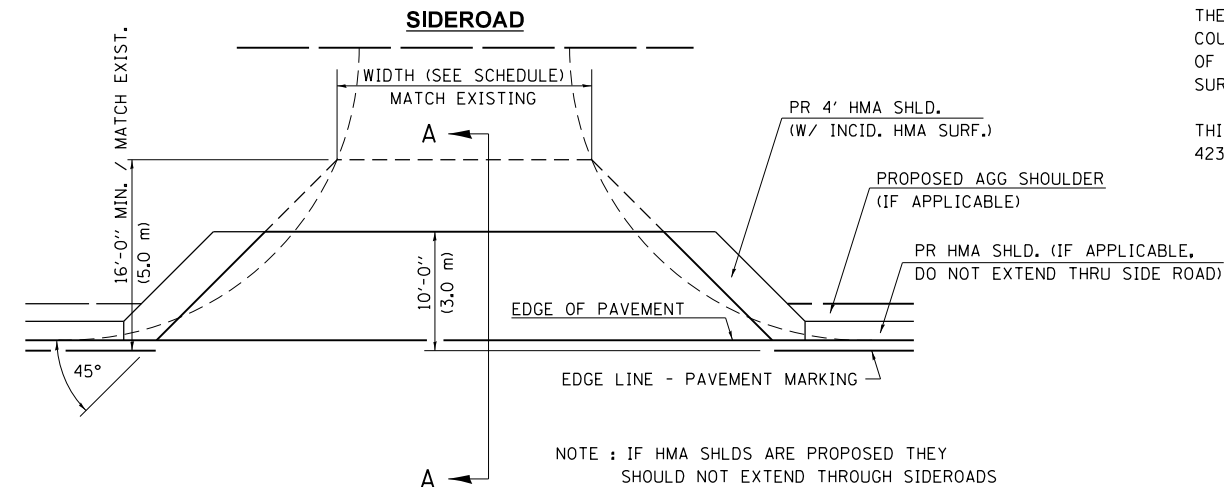
ANY WORK THE ENGINEER REQUIRES WHICH IS NOT COVERED BY A PAY ITEM CONTAINED IN THE PLANS WILL BE PAID FOR IN ACCORDANCE WITH ARTICLE 109.04 OF THE STANDARD SPECIFICATIONS.

HMA CONCRETE REQUIRED TO CONSTRUCT THE ENTRANCES SHALL BE IN ACCORDANCE WITH THE APPLICABLE PORTIONS OF SECTION 406 AND 408 OF THE STANDARD SPECIFICATIONS AND AS DIRECTED BY THE ENGINEER.

WHEN THE HMA CONCRETE PROPOSED FOR THE IMPROVEMENT IS THICKER THAN 3 INCHES (75 mm) AND REQUIRE PLACEMENT IN MORE THAN ONE LIFT. THE BOTTOM LIFT(S) SHALL MEET THE REQUIREMENTS OF HMA BASE COURSE IN SECTION 406 OF THE STANDARD SPECIFICATIONS AND THE TOP LIFT OF 2 INCHES (50 mm) SHALL MEET THE REQUIREMENTS OF HMA CONCRETE SURFACE COURSE, SUPERPAVE.

THIS WORK WILL BE PAID FOR IN ACCORDANCE WITH SECTIONS 351, 358, 408, 423 AND 440 OF THE STANDARD SPECIFICATIONS.

ALL DIMENSIONS ARE IN INCHES (MILLIMETERS) UNLESS OTHERWISE SHOWN.



NOTE: IF HMA SHLDS ARE PROPOSED THEY SHOULD NOT EXTEND THROUGH SIDEROADS

FILE NAME =	USER NAME = sparksgw	DESIGNED -	REVISED - 2/19/03 JCN
et:\pw\work\p\idot\sparksgw\0387531\0672\h01-sht-details.dgn		DRAWN - CADD	REVISED - 4/01/04 JCN
ENT PPP.DGN		CHECKED - JCN	REVISED -
		DATE - FEBRUARY 23, 1999	REVISED -

**STATE OF ILLINOIS
 DEPARTMENT OF TRANSPORTATION**

**DIST. 6 DETAILS FOR RURAL/URBAN ENT., MAILBOX
 TURNOUT & SIDEROADS W/O CONC. GUTTER (3P-PROJ.)**

F.A.P. RTE.	SECTION	COUNTY	TOTAL SHEETS	SHEET NO.
..	.	.	12	11
			CONTRACT NO. 72H01	
ILLINOIS FED. AID PROJECT				