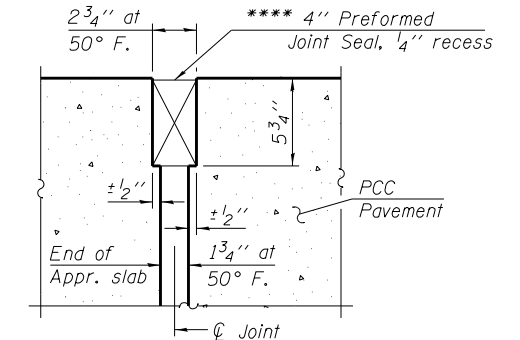
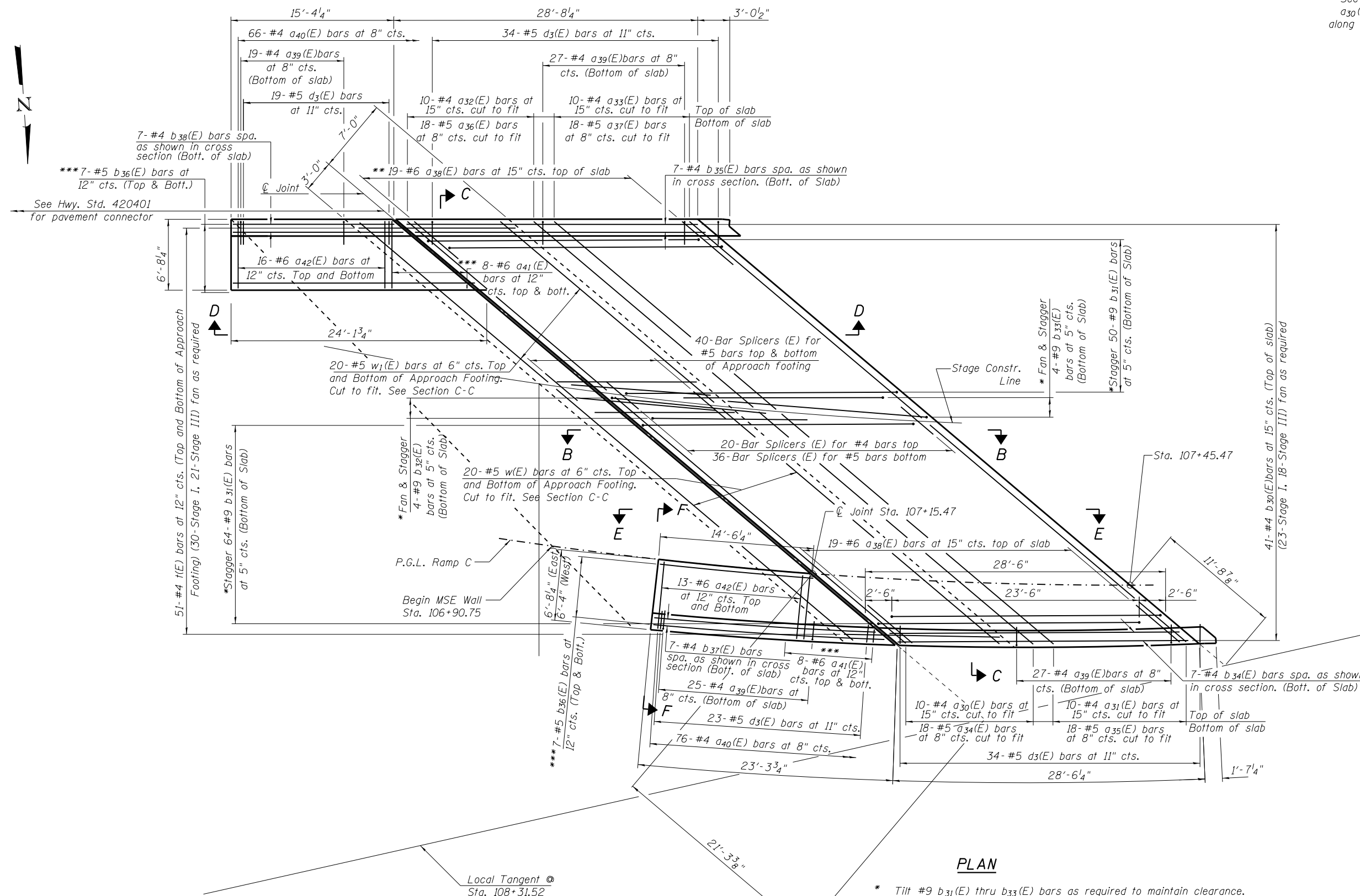


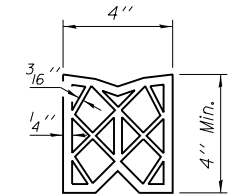
Notes:
See sheet S40 of S49 for Sections B-B thru F-F.
a₃₀(E) thru a₃₇(E) bar spacings measured perpendicular along span.

**** Cost included with Concrete Superstructure.



RIGID PAVEMENT

DETAIL A



PREFORMED JOINT SEAL

Local Tangent @ Sta. 108+31.52

- * Tilt #9 b₃₁(E) thru b₃₃(E) bars as required to maintain clearance.
- ** Space between a₃₀(E) or a₃₁(E) bars in the north parapet and a₃₂(E) or a₃₃(E) bars in the south parapet.
- *** Order a₄₁(E) and b₃₆(E) bars full length. Cut to fit skew in bottom slab and use remainder in top slab.

(Sheet 1 of 2)

USER NAME =	DESIGNED - MAH	REVISED
	CHECKED - LDB	REVISED
PLOT SCALE =	DRAWN - DR	REVISED
PLOT DATE =	CHECKED - JMH	REVISED

F.A.P. RTE.	SECTION	COUNTY	TOTAL SHEETS	SHEET NO.
0383	0303-474HB-R	COOK	368	231
CONTRACT NO. 60F63				
ILLINOIS FED. AID PROJECT				