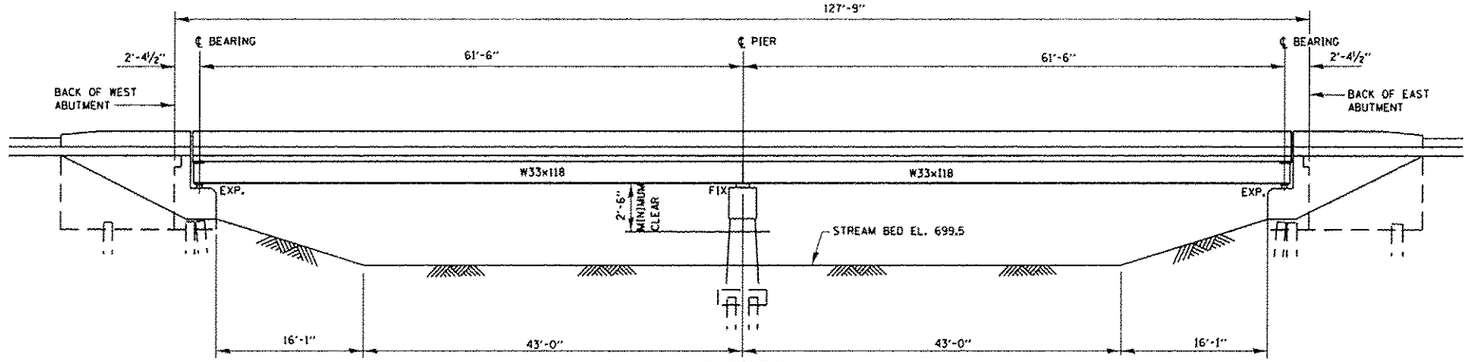

ELEVATION

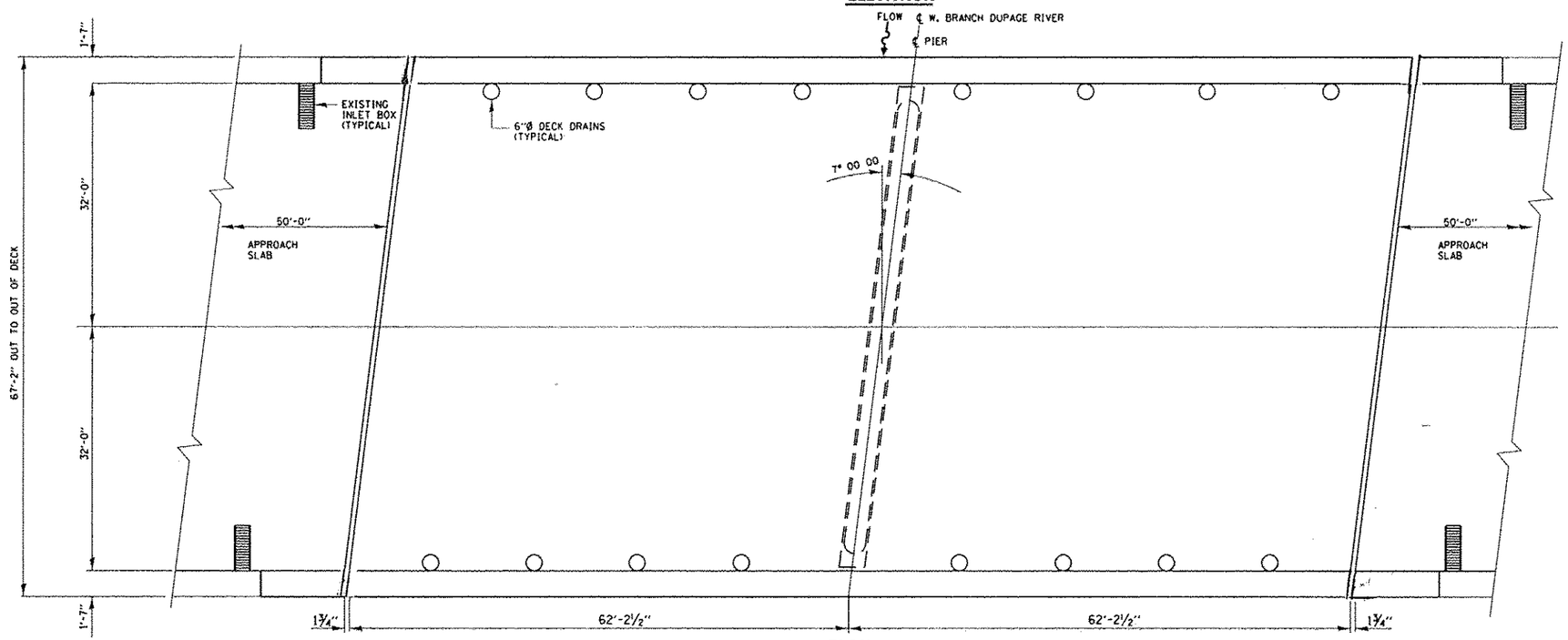

PLAN

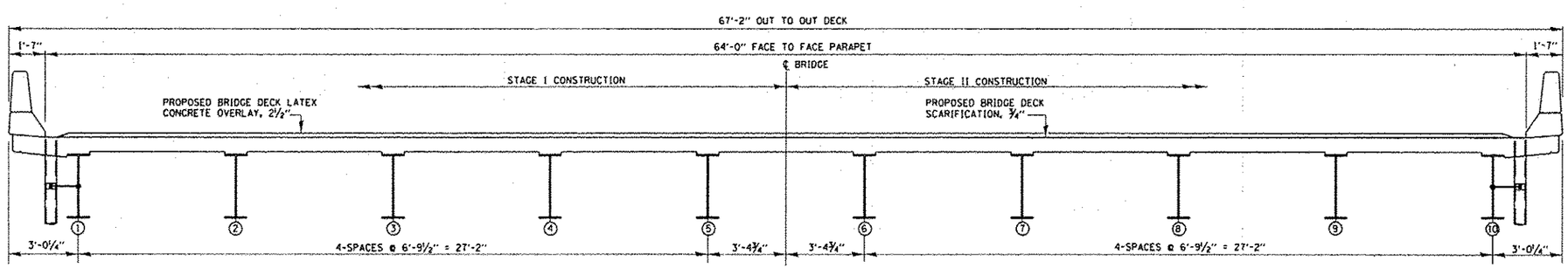

CROSS SECTION (LOOKING EAST)

GENERAL NOTES:

PLAN DIMENSIONS AND DETAILS RELATIVE TO EXISTING PLANS ARE SUBJECT TO NOMINAL CONSTRUCTION VARIATIONS. THE CONTRACTOR SHALL FIELD VERIFY EXISTING DIMENSIONS AND DETAILS AFFECTING NEW CONSTRUCTION AND MAKE NECESSARY APPROVED ADJUSTMENT PRIOR TO CONSTRUCTION OR ORDERING OF MATERIALS. SUCH VARIATIONS SHALL NOT BE CAUSE FOR ADDITIONAL COMPENSATION FOR A CHANGE IN SCOPE OF THE WORK. HOWEVER, THE CONTRACTOR WILL BE PAID FOR THE QUANTITY ACTUALLY FURNISHED BASED AT THE UNIT PRICE BID FOR THE WORK.

ALL STRUCTURAL STEEL SHALL CONFORM TO AASHTO CLASSIFICATION M-270 GR. 36, UNLESS OTHERWISE NOTED.

REINFORCEMENT BARS DESIGNATED (E) SHALL BE EPOXY COATED.

EXISTING REINFORCEMENT BARS EXTENDING INTO THE REMOVAL AREA SHALL BE CLEANED, STRAIGHTENED AND INCORPORATED INTO THE NEW CONSTRUCTION. ANY REINFORCEMENT BARS THAT ARE DAMAGED DURING CONCRETE REMOVAL SHALL BE REPLACED WITH AN APPROVED BAR SPLICER OR ANCHORAGE SYSTEM. COST INCLUDED WITH CONCRETE REMOVAL.

AREA OF DECK REPAIRS SHOWN ARE ESTIMATED. THE ENGINEER SHALL SHOW ACTUAL LOCATIONS OF DECK REPAIRS ON AS-BUILT PLANS.

REINFORCEMENT BARS SHALL CONFORM TO THE REQUIREMENTS OF ASTM A 706 Gr 60.. SEE SPECIAL PROVISIONS.

JOINT OPENINGS SHALL BE ADJUSTED ACCORDING TO ARTICLE 520.04 OF THE STANDARD SPECIFICATIONS. WHEN THE DECK IS POURED AT AN AMBIENT TEMPERATURE OTHER THAN 50° F.

PRIOR TO POURING THE NEW CONCRETE DECK, ALL HEAVY OR LOOSE RUST, LOOSE MILL SCALE, AND OTHER LOOSE OR POTENTIALLY DETRIMENTAL FOREIGN MATERIAL SHALL BE REMOVED FROM THE SURFACES IN CONTACT WITH CONCRETE. TIGHTLY ADHERED PAINT MAY REMAIN UNLESS OTHERWISE NOTED. REMOVAL SHALL BE ACCOMPLISHED BY METHODS THAT WILL NOT DAMAGE THE STEEL AND THE COST WILL BE INCLUDED IN THE PAY ITEM COVERING REMOVAL OF THE EXISTING CONCRETE.

DO NOT SCALE DIMENSIONS.

TOTAL BILL OF MATERIALS

ITEM	UNIT	QUANTITY
REINFORCEMENT BARS (EPOXY COATED)	POUND	725
CONCRETE REMOVAL	CU. YD.	5.1
CONCRETE SUPERSTRUCTURE	CU. YD.	6.1
PREFORMED JOINT STRIP SEAL	FOOT	134
APPROACH SLAB REPAIR (PARTIAL DEPTH)	SQ. YD.	17
APPROACH SLAB REPAIR (FULL DEPTH)	SQ. YD.	41
BAR SPLICERS	EACH	8
PROTECTIVE COAT	SQ. YD.	105
DECK SLAB REPAIR (FULL DEPTH), TYPE II	SQ. YD.	11
FRAMES AND GRATES TO BE ADJUSTED	EACH	4
DRAINAGE STRUCTURES TO BE CLEANED	EACH	4
FRAMES AND LIDS TO BE ADJUSTED	EACH	1
STORM SEWER TO BE CLEANED, 12"	FOOT	96
STRUCTURAL REPAIR OF CONCRETE ≤5"	SQ.FT.	50
STRUCTURAL REPAIR OF CONCRETE >5"	SQ.FT.	2
BRIDGE DECK LATEX CONCRETE OVERLAY, 2½"	SQ. YD.	885
BRIDGE DECK SCARIFICATION, ¾"	SQ. YD.	885
BRIDGE DECK GROOVING	SQ. YD.	860

LICENSED STRUCTURAL ENGINEER
DAVID CARL PUZEY
081-005470
SPRINGFIELD ILLINOIS
STATE OF ILLINOIS

David Carl Puzey 3/1/13
Expires 11/30/14

FILE NAME = c:\pw_work\pwidot\gorengautab\d0101671\022-0022.dgn	USER NAME = gorengautab	DESIGNED - MVT	REVISED -
		DRAWN - MVT	REVISED -
	PLOT SCALE = 100.0000 ' / in.	CHECKED -	REVISED -
	PLOT DATE = 12/14/2012	DATE - 12-20-2011	REVISED -

STATE OF ILLINOIS
DEPARTMENT OF TRANSPORTATION

ILL 38 (ROOSEVELT ROAD) AT WEST BRANCH DUPAGE RIVER
GENERAL PLAN, ELEVATION AND CROSS SECTION
S.N. 022-0022

SCALE: | SHEET NO. 1 OF 9 SHEETS | STA. | TO STA.

F.A.P RTE.	SECTION	COUNTY	TOTAL SHEETS	SHEET NO.
347	2011-067-I	DuPAGE	29	5

CONTRACT NO.60P86

ILLINOIS FED. AID PROJECT