


NORTH AND SOUTH JOINTS

SN 049-0023

BILL OF MATERIALS

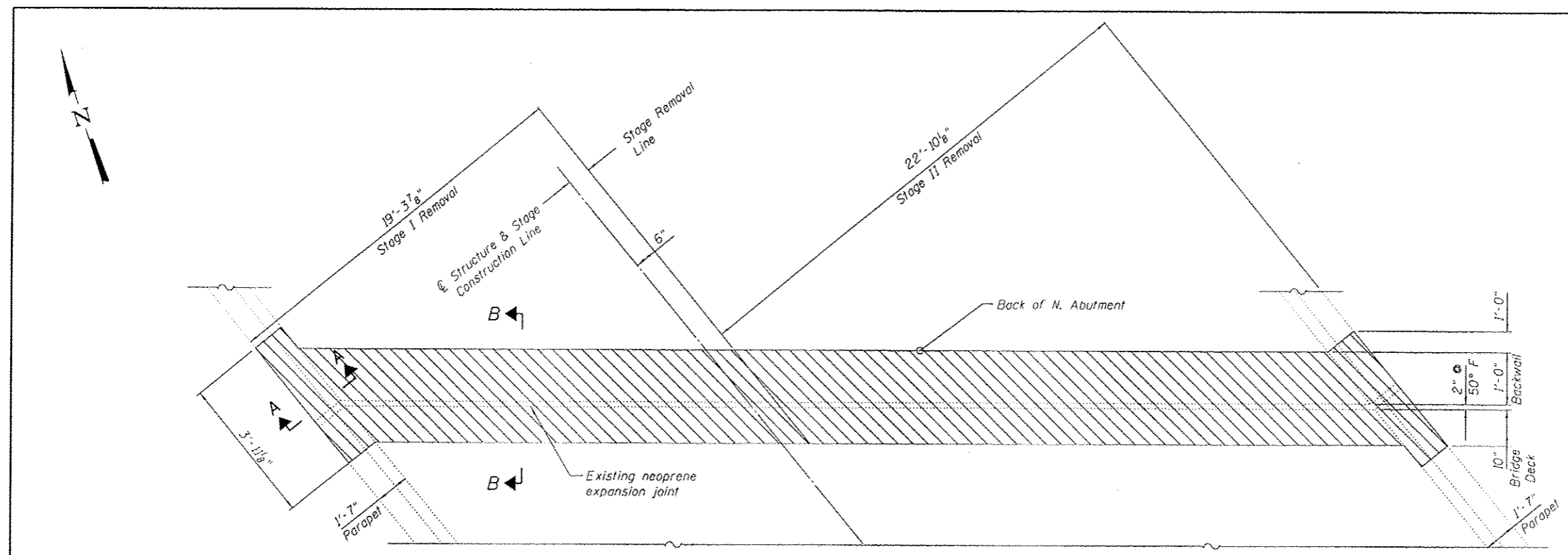
Bar	No.	Size	Length	Shape
a ₄ (E)	4	#5	23'-5"	—
a ₅ (E)	4	#6	23'-5"	—
a ₆ (E)	4	#6	4'-9 1/2"	—
a ₇ (E)	4	#6	6'-2 1/2"	—
a ₁₄ (E)	4	#5	28'-0"	—
a ₁₅ (E)	4	#6	28'-0"	—
d(E)	16	#5	3'-11"	⌋
Concrete Removal			Cu. Yd.	5.2
Concrete Superstructure			Cu. Yd.	5.2
Reinforcement Bars, Epoxy Coated			Pound	660

* See Note 3

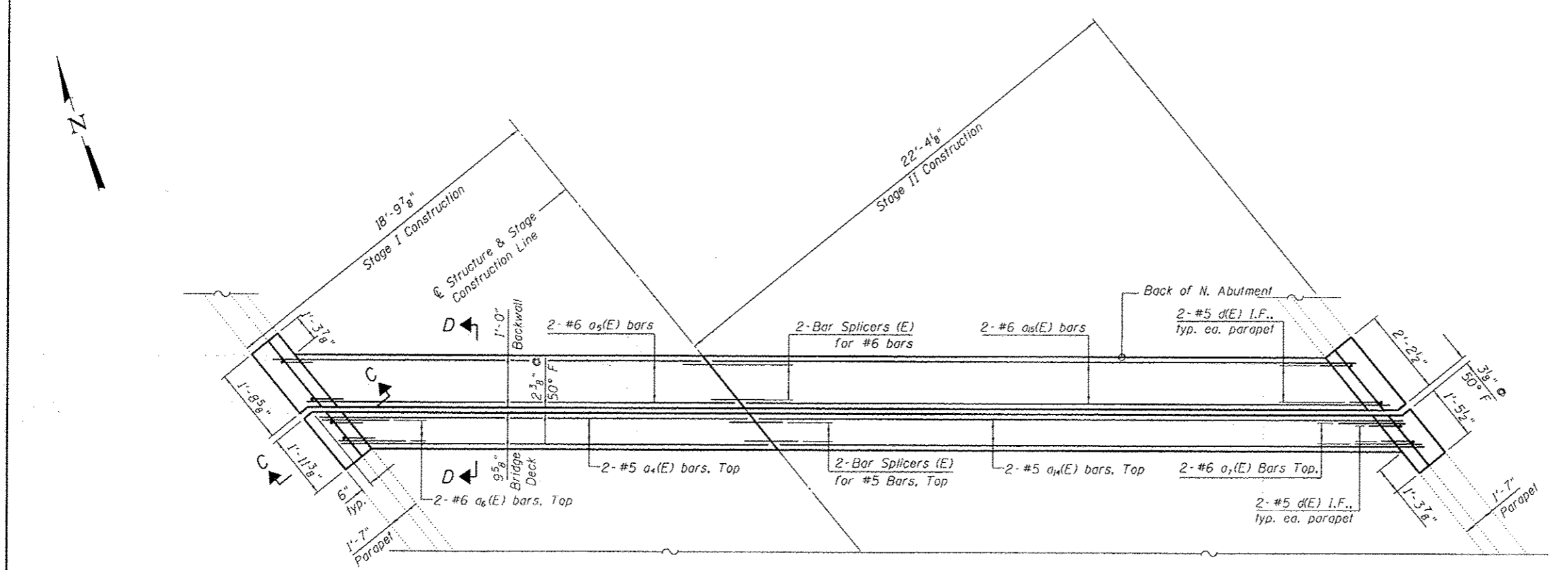
 Indicates Concrete Removal

Notes:

1. Work this sheet with Sheets S8 and S9.
2. I.F. Denotes Inside Face.
O.F. Denotes Outside Face.
3. Rebar lengths denoted with an asterisk are based on shoulder and lane widths detailed on existing plans. Contractor shall verify the shoulder and lane widths prior to ordering materials and adjust rebar lengths accordingly. Cost of this work shall be included in the pay item for "Reinforcement Bars, Epoxy Coated".



EXISTING PARTIAL PLAN
(North Joint Shown - South Joint Opposite Hand)



PROPOSED PARTIAL PLAN
(North Joint Shown - South Joint Opposite Hand)

