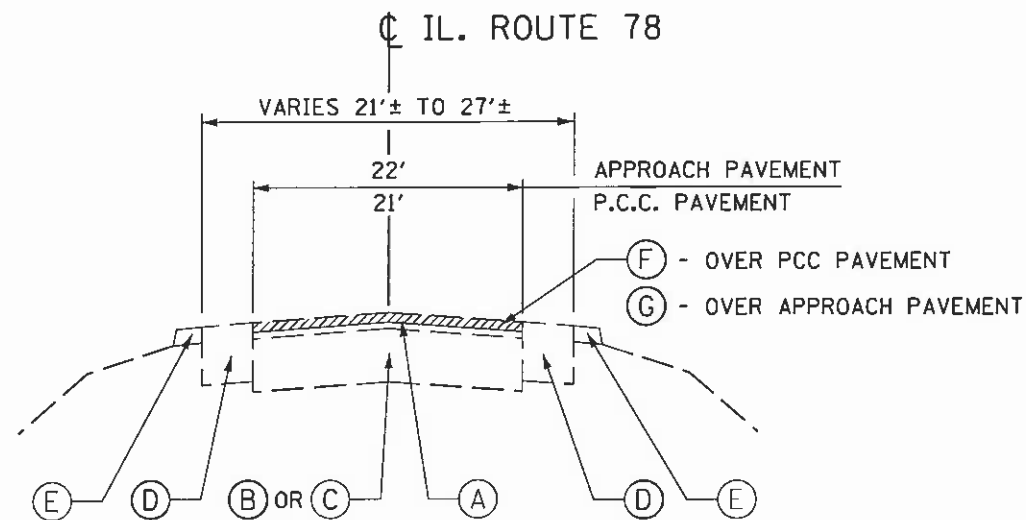


**EXISTING TYPICAL SECTION**  
 STA. 35+80 TO STA. 327+38  
 STA. 330+32 TO STA. 331+85



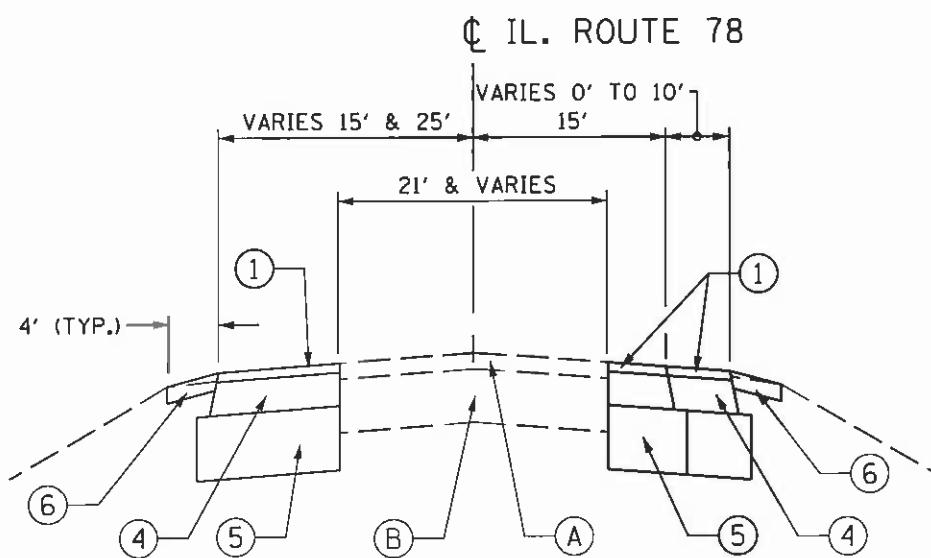
**EXISTING TYPICAL SECTION**  
 STA. 327+38 TO STA. 328+50.66  
 STA. 329+19.34 TO STA. 330+32

**EXISTING LEGEND**

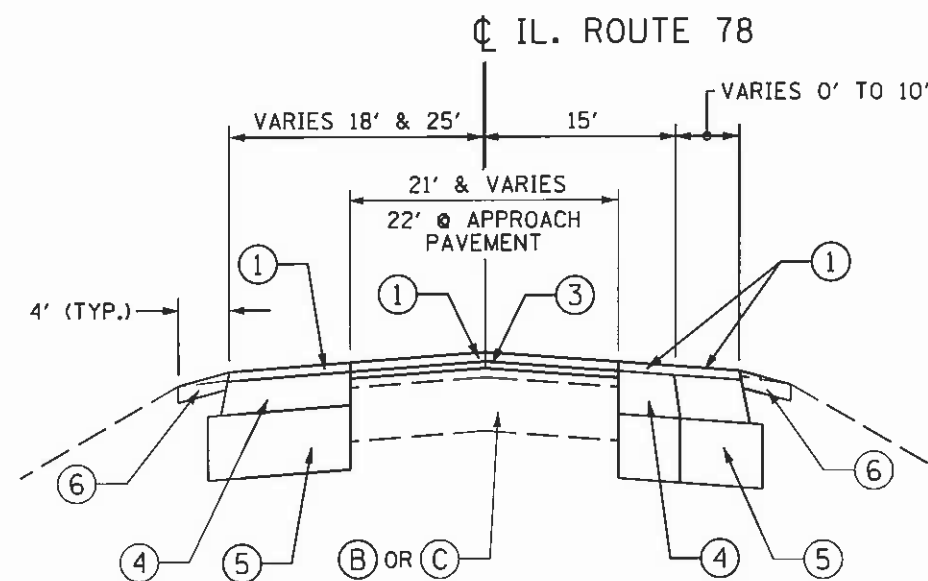
- (A) HMA OVERLAY
- (B) P.C.C. PAVEMENT
- (C) BRIDGE APPROACH PAVEMENT
- (D) HMA SHOULDER
- (E) GRAVEL SHOULDER
- (F) HMA SURFACE REMOVAL, 1 3/4"
- (G) HMA SURFACE REMOVAL, 3"

**PROPOSED LEGEND**

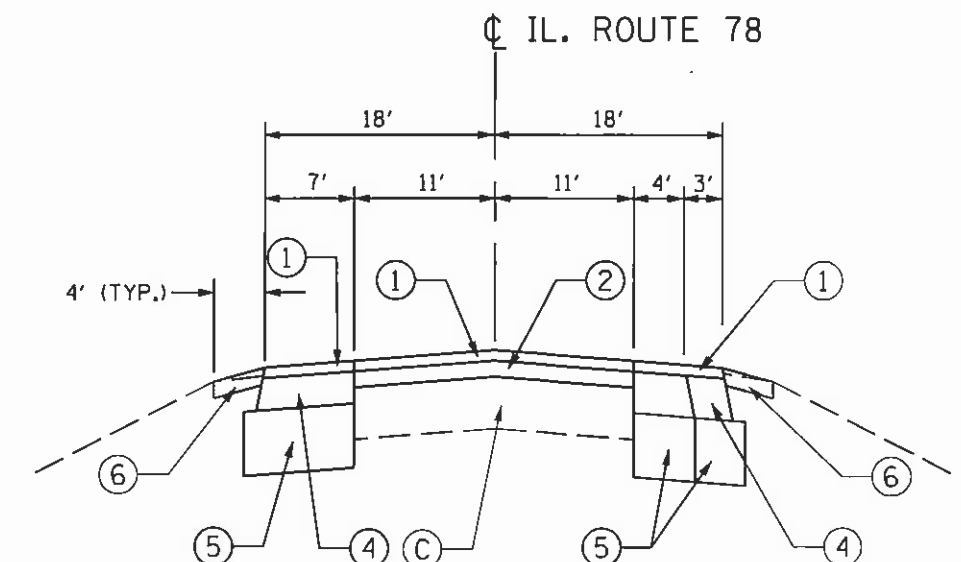
- (1) HOT-MIX ASPHALT SURFACE COURSE, MIN "C", N50, 1 3/4"
- (2) HOT MIX ASPHALT BINDER, IL-19.0, N50
- (3) LEVELING BINDER
- (4) HMA SHOULDER, 6 1/4"
- (5) SUB-BASE GRANULAR MATERIAL, TYPE A, 12"
- (6) TOPSOIL, 4" & SEEDING, CLASS 2A



**PROPOSED TYPICAL SECTION**  
 STA. 325+80 TO STA. 327+38  
 STA. 330+32 TO STA. 331+85



**PROPOSED TYPICAL SECTION**  
 STA. 327+38 TO STA. 328+20  
 STA. 329+50 TO STA. 330+32



**PROPOSED TYPICAL SECTION**  
 STA. 328+20 TO STA. 328+50.66  
 STA. 329+19.34 TO STA. 329+50

**NOTE:**  
 1. GUARDRAIL OMITTED FOR CLARITY