
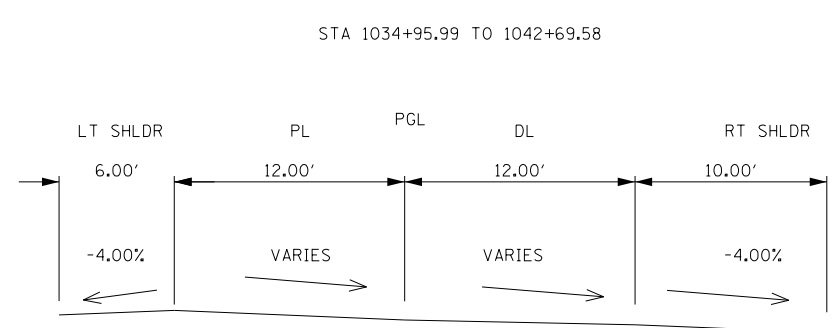
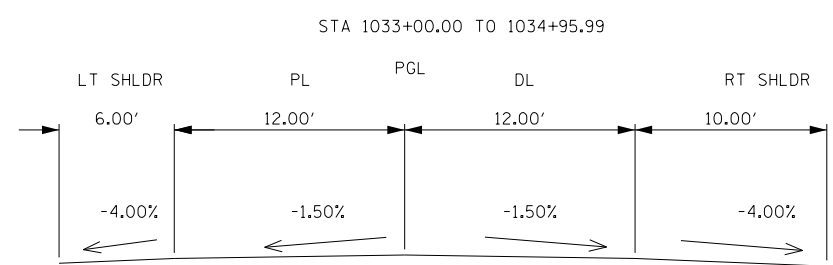
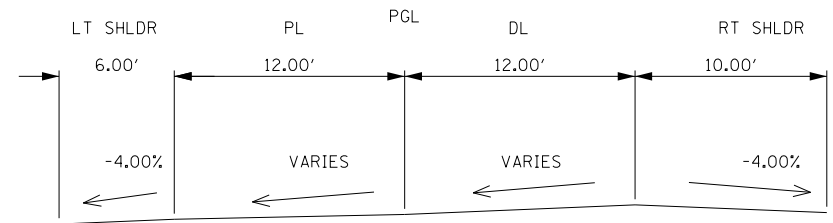


| Northbound Curve #2 Superelevation Chart | | | | | | | | | | | | | Northbound Curve #3 Superelevation Chart | | | | | | | | | | | | | |
|--|----------|------------|----------|----------|-------------|-------------|-------------|-------------|------------|-------------|-------------|------------|--|----------|------------|----------|----------|-------------|-------------|-------------|-------------|------------|-------------|-------------|------------|--|
| STATION | PGL ELEV | LANE WIDTH | DL SLOPE | PL SLOPE | RT EOP ELEV | LT EOP ELEV | RT SH WIDTH | RT SH SLOPE | RT SH ELEV | LT SH WIDTH | LT SH SLOPE | LT SH ELEV | STATION | PGL ELEV | LANE WIDTH | PL SLOPE | DL SLOPE | LT EOP ELEV | RT EOP ELEV | LT SH WIDTH | LT SH SLOPE | LT SH ELEV | RT SH WIDTH | RT SH SLOPE | RT SH ELEV | |
| 1033+00.00 | 689.61 | 12 | 2.86% | -3.33% | 689.95 | 689.21 | 10 | -4.00% | 689.55 | 6 | -4.00% | 688.97 | 1042+69.58 | 691.70 | 12 | -1.50% | -1.50% | 691.52 | 691.52 | 6 | -4.00% | 691.28 | 10 | -4.00% | 691.12 | |
| 1033+05.00 | 689.68 | 12 | 2.86% | -3.33% | 690.03 | 689.28 | 10 | -4.00% | 689.63 | 6 | -4.00% | 689.04 | 1042+70.00 | 691.69 | 12 | -1.48% | -1.50% | 691.51 | 691.51 | 6 | -4.00% | 691.27 | 10 | -4.00% | 691.11 | |
| 1033+10.00 | 689.76 | 12 | 2.86% | -3.33% | 690.10 | 689.36 | 10 | -4.00% | 689.70 | 6 | -4.00% | 689.12 | 1042+75.00 | 691.62 | 12 | -1.28% | -1.55% | 691.46 | 691.43 | 6 | -4.00% | 691.22 | 10 | -4.00% | 691.03 | |
| 1033+15.00 | 689.83 | 12 | 2.86% | -3.33% | 690.17 | 689.43 | 10 | -4.00% | 689.77 | 6 | -4.00% | 689.19 | 1042+80.00 | 691.55 | 12 | -1.08% | -1.59% | 691.42 | 691.36 | 6 | -4.00% | 691.18 | 10 | -4.00% | 690.96 | |
| 1033+20.00 | 689.90 | 12 | 2.86% | -3.33% | 690.25 | 689.51 | 10 | -4.00% | 689.85 | 6 | -4.00% | 689.27 | 1042+85.00 | 691.47 | 12 | -0.88% | -1.63% | 691.37 | 691.28 | 6 | -4.00% | 691.13 | 10 | -4.00% | 690.88 | |
| 1033+25.00 | 689.98 | 12 | 2.86% | -3.33% | 690.32 | 689.58 | 10 | -4.00% | 689.92 | 6 | -4.00% | 689.34 | 1042+90.00 | 691.40 | 12 | -0.68% | -1.68% | 691.32 | 691.20 | 6 | -4.00% | 691.08 | 10 | -4.00% | 690.80 | |
| 1033+30.00 | 690.05 | 12 | 2.86% | -3.33% | 690.39 | 689.65 | 10 | -4.00% | 689.99 | 6 | -4.00% | 689.41 | 1042+95.00 | 691.33 | 12 | -0.47% | -1.72% | 691.27 | 691.13 | 6 | -4.00% | 691.03 | 10 | -4.00% | 690.73 | |
| 1033+35.00 | 690.12 | 12 | 2.86% | -3.33% | 690.47 | 689.73 | 10 | -4.00% | 690.07 | 6 | -4.00% | 689.49 | 1043+00.00 | 691.26 | 12 | -0.27% | -1.76% | 691.23 | 691.05 | 6 | -4.00% | 690.99 | 10 | -4.00% | 690.65 | |
| 1033+40.00 | 690.20 | 12 | 2.86% | -3.33% | 690.54 | 689.80 | 10 | -4.00% | 690.14 | 6 | -4.00% | 689.56 | 1043+05.00 | 691.19 | 12 | -0.07% | -1.81% | 691.18 | 690.97 | 6 | -4.00% | 690.94 | 10 | -4.00% | 690.57 | |
| 1033+45.00 | 690.27 | 12 | 2.86% | -3.33% | 690.62 | 689.87 | 10 | -4.00% | 690.22 | 6 | -4.00% | 689.63 | 1043+10.00 | 691.12 | 12 | 0.13% | -1.85% | 691.13 | 690.90 | 6 | -4.00% | 690.89 | 10 | -4.00% | 690.50 | |
| 1033+50.00 | 690.35 | 12 | 2.86% | -3.33% | 690.69 | 689.95 | 10 | -4.00% | 690.29 | 6 | -4.00% | 689.71 | 1043+15.00 | 691.05 | 12 | 0.33% | -1.90% | 691.09 | 690.82 | 6 | -4.00% | 690.85 | 10 | -4.00% | 690.42 | |
| 1033+50.99 | 690.36 | 12 | 2.86% | -3.33% | 690.70 | 689.96 | 10 | -4.00% | 690.30 | 6 | -4.00% | 689.72 | 1043+20.00 | 690.97 | 12 | 0.53% | -1.94% | 691.04 | 690.74 | 6 | -4.00% | 690.80 | 10 | -4.00% | 690.34 | |
| 1033+55.00 | 690.42 | 12 | 2.74% | -3.28% | 690.75 | 690.03 | 10 | -4.00% | 690.35 | 6 | -4.00% | 689.79 | 1043+25.00 | 690.90 | 12 | 0.74% | -1.98% | 690.99 | 690.66 | 6 | -4.00% | 690.75 | 10 | -4.00% | 690.26 | |
| 1033+60.00 | 690.49 | 12 | 2.59% | -3.21% | 690.80 | 690.11 | 10 | -4.00% | 690.40 | 6 | -4.00% | 689.87 | 1043+30.00 | 690.83 | 12 | 0.94% | -2.03% | 690.94 | 690.59 | 6 | -4.00% | 690.70 | 10 | -4.00% | 690.19 | |
| 1033+65.00 | 690.57 | 12 | 2.44% | -3.15% | 690.86 | 690.19 | 10 | -4.00% | 690.46 | 6 | -4.00% | 689.95 | 1043+35.00 | 690.76 | 12 | 1.14% | -2.07% | 690.90 | 690.51 | 6 | -4.00% | 690.66 | 10 | -4.00% | 690.11 | |
| 1033+70.00 | 690.64 | 12 | 2.29% | -3.09% | 690.91 | 690.27 | 10 | -4.00% | 690.51 | 6 | -4.00% | 690.03 | 1043+40.00 | 690.69 | 12 | 1.34% | -2.11% | 690.85 | 690.43 | 6 | -4.00% | 690.61 | 10 | -4.00% | 690.03 | |
| 1033+75.00 | 690.71 | 12 | 2.14% | -3.02% | 690.97 | 690.35 | 10 | -4.00% | 690.57 | 6 | -4.00% | 690.11 | 1043+45.00 | 690.62 | 12 | 1.54% | -2.16% | 690.80 | 690.36 | 6 | -4.00% | 690.56 | 10 | -4.00% | 689.96 | |
| 1033+80.00 | 690.79 | 12 | 1.99% | -2.96% | 691.03 | 690.43 | 10 | -4.00% | 690.63 | 6 | -4.00% | 690.19 | 1043+50.00 | 690.55 | 12 | 1.74% | -2.20% | 690.75 | 690.28 | 6 | -4.00% | 690.51 | 10 | -4.00% | 689.88 | |
| 1033+83.99 | 690.85 | 12 | 1.87% | -2.91% | 691.07 | 690.50 | 10 | -4.00% | 690.67 | 6 | -4.00% | 690.26 | | | | | | | | | | | | | | |
| 1033+85.00 | 690.86 | 12 | 1.84% | -2.90% | 691.08 | 690.51 | 10 | -4.00% | 690.68 | 6 | -4.00% | 690.27 | | | | | | | | | | | | | | |
| 1033+90.00 | 690.93 | 12 | 1.69% | -2.83% | 691.14 | 690.59 | 10 | -4.00% | 690.74 | 6 | -4.00% | 690.35 | | | | | | | | | | | | | | |
| 1033+95.00 | 691.01 | 12 | 1.54% | -2.77% | 691.19 | 690.67 | 10 | -4.00% | 690.79 | 6 | -4.00% | 690.43 | | | | | | | | | | | | | | |
| 1034+00.00 | 691.08 | 12 | 1.39% | -2.71% | 691.25 | 690.76 | 10 | -4.00% | 690.85 | 6 | -4.00% | 690.52 | | | | | | | | | | | | | | |
| 1034+05.00 | 691.15 | 12 | 1.24% | -2.65% | 691.30 | 690.84 | 10 | -4.00% | 690.90 | 6 | -4.00% | 690.60 | | | | | | | | | | | | | | |
| 1034+10.00 | 691.23 | 12 | 1.09% | -2.58% | 691.36 | 690.92 | 10 | -4.00% | 690.96 | 6 | -4.00% | 690.68 | | | | | | | | | | | | | | |
| 1034+15.00 | 691.30 | 12 | 0.94% | -2.52% | 691.41 | 691.00 | 10 | -4.00% | 691.01 | 6 | -4.00% | 690.76 | | | | | | | | | | | | | | |
| 1034+20.00 | 691.37 | 12 | 0.79% | -2.46% | 691.47 | 691.08 | 10 | -4.00% | 691.07 | 6 | -4.00% | 690.84 | | | | | | | | | | | | | | |
| 1034+25.00 | 691.45 | 12 | 0.64% | -2.39% | 691.52 | 691.16 | 10 | -4.00% | 691.12 | 6 | -4.00% | 690.92 | | | | | | | | | | | | | | |
| 1034+30.00 | 691.52 | 12 | 0.48% | -2.33% | 691.58 | 691.24 | 10 | -4.00% | 691.18 | 6 | -4.00% | 691.00 | | | | | | | | | | | | | | |
| 1034+35.00 | 691.59 | 12 | 0.33% | -2.27% | 691.64 | 691.32 | 10 | -4.00% | 691.24 | 6 | -4.00% | 691.08 | | | | | | | | | | | | | | |
| 1034+40.00 | 691.67 | 12 | 0.18% | -2.20% | 691.69 | 691.40 | 10 | -4.00% | 691.29 | 6 | -4.00% | 691.16 | | | | | | | | | | | | | | |
| 1034+45.00 | 691.00 | 12 | 0.03% | -2.14% | 691.00 | 690.74 | 10 | -4.00% | 690.60 | 6 | -4.00% | 690.50 | | | | | | | | | | | | | | |
| 1034+50.00 | 691.82 | 12 | -0.12% | -2.08% | 691.80 | 691.57 | 10 | -4.00% | 691.40 | 6 | -4.00% | 691.33 | | | | | | | | | | | | | | |
| 1034+55.00 | 691.89 | 12 | -0.27% | -2.02% | 691.86 | 691.65 | 10 | -4.00% | 691.46 | 6 | -4.00% | 691.41 | | | | | | | | | | | | | | |
| 1034+60.00 | 691.96 | 12 | -0.42% | -1.95% | 691.91 | 691.73 | 10 | -4.00% | 691.51 | 6 | -4.00% | 691.49 | | | | | | | | | | | | | | |
| 1034+65.00 | 692.03 | 12 | -0.57% | -1.89% | 691.96 | 691.81 | 10 | -4.00% | 691.56 | 6 | -4.00% | 691.57 | | | | | | | | | | | | | | |
| 1034+70.00 | 692.10 | 12 | -0.72% | -1.83% | 692.02 | 691.88 | 10 | -4.00% | 691.62 | 6 | -4.00% | 691.64 | | | | | | | | | | | | | | |
| 1034+75.00 | 692.17 | 12 | -0.87% | -1.76% | 692.07 | 691.96 | 10 | -4.00% | 691.67 | 6 | -4.00% | 691.72 | | | | | | | | | | | | | | |
| 1034+80.00 | 692.24 | 12 | -1.02% | -1.70% | 692.12 | 692.04 | 10 | -4.00% | 691.72 | 6 | -4.00% | 691.80 | | | | | | | | | | | | | | |
| 1034+85.00 | 692.31 | 12 | -1.17% | -1.64% | 692.17 | 692.11 | 10 | -4.00% | 691.77 | 6 | -4.00% | 691.87 | | | | | | | | | | | | | | |
| 1034+90.00 | 692.37 | 12 | -1.32% | -1.58% | 692.22 | 692.19 | 10 | -4.00% | 691.82 | 6 | -4.00% | 691.95 | | | | | | | | | | | | | | |
| 1034+95.00 | 692.44 | 12 | -1.47% | -1.51% | 692.26 | 692.26 | 10 | -4.00% | 691.86 | 6 | -4.00% | 692.02 | | | | | | | | | | | | | | |
| 1034+95.99 | 692.45 | 12 | -1.50% | -1.50% | 692.27 | 692.27 | 10 | -4.00% | 691.87 | 6 | -4.00% | 692.03 | | | | | | | | | | | | | | |



| | | |
|-----------------------------|------------|-----------|
| USER NAME = WAH | DESIGNED - | REVISED - |
| PLOT SCALE = 100.0000' / 1" | DRAWN - | REVISED - |
| PLOT DATE = 8/21/2012 | CHECKED - | REVISED - |
| | DATE - | REVISED - |

**STATE OF ILLINOIS
DEPARTMENT OF TRANSPORTATION**

**SUPERELEVATION DETAIL - NORTHBOUND
I-57 OVER OLD ROUTE 45 AND ILLINOIS CENTRAL RAILROAD**

SCALE: SHEET NO. 2 OF 4 SHEETS STA. TO STA.

| | | | | |
|---------------------------|----------------------------|-----------------|------------------|--------------|
| F.A.I. RTE. 57 | SECTION (38-2)HBVR, HVBR-1 | COUNTY IROQUOIS | TOTAL SHEETS 146 | SHEET NO. 37 |
| CONTRACT NO. 66942 | | | | |
| ILLINOIS FED. AID PROJECT | | | | |