


Benchmark: Chisaled "□" Southeast Wingwall S.N. 038-0014, Sta. 1039+50, Elev. 694.706
 Existing Structure: S.N. 038-0013 & 038-0014 built in 1966 under FAI-57, Section 38-2HVB. Deck and slopewalls were widened and rehabilitated in 1986. Existing dual structures each consist of 5-span reinf. concrete deck on continuous steel WF beams supported by spill-thru pile bent abuts. and mult-column piers. 373'-10" bk. to bk. abutments. 36'-10" out. to out. deck. Superstructure to be removed and replaced. Traffic to be maintained utilizing stage construction.

No Salvage

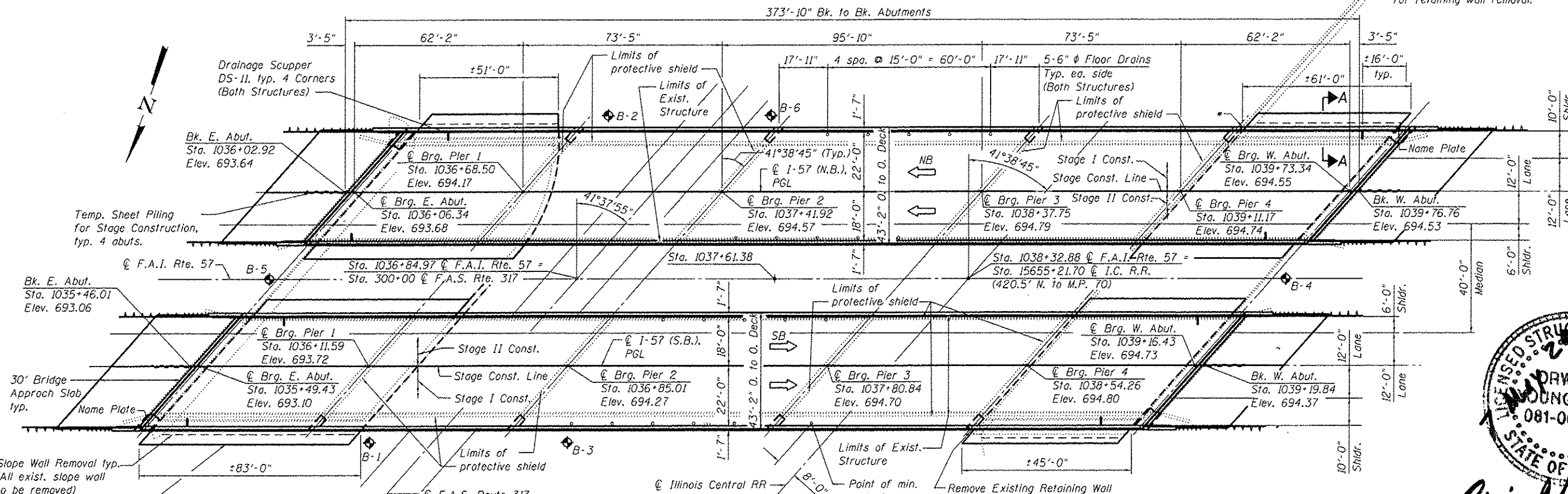
APPROVED
 For Structural Adequacy Only
Carl Ruyter
 Engineer of Bridges & Structures

Traffic Barrier Terminal
 Type 6 Std. 631031 (Appr. Ends)
 Type 5 Std. 631026 (Exit Ends)



- Notes:
- No free fall deck drains will be permitted in the span over the tracks or within 10 ft. of cross arms of a railroad pole line on or over F.A.S. 317.
 - For Section A-A see sheet S04 of S71.

ELEVATION



PLAN

DESIGN STRESSES

FIELD UNITS (NEW CONST.)

$f'_c = 3,500$ psi
 $f_y = 60,000$ psi (Reinforcement)
 $f_y = 50,000$ psi (M270 Grade 50)

FIELD UNITS (EXIST. CONST.)

$f'_c = 3,500$ psi
 $f_y = 40,000$ psi (Reinforcement)
 $f_y = 36,000$ psi (Structural Steel)

SEISMIC DATA

Seismic Performance Zone (SPZ) = 1
 Design Spectral Acceleration at 1.0 sec. (S_{D1}) = 0.08g
 Design Spectral Acceleration at 0.2 sec. (S_{D5}) = 0.13g
 Soil Site Class = C

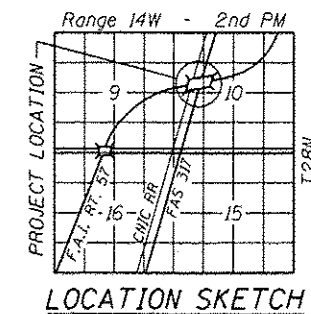
LOADING HL-93 FOR SUPERSTRUCTURE

HS-20 FOR SUBSTRUCTURE

Allow 50#/sq. ft. for future wearing surface.

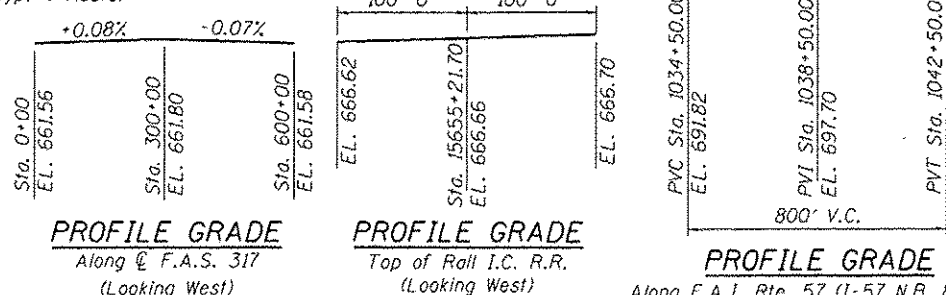
DESIGN SPECIFICATIONS

2010 AASHTO LRFD Bridge Design Specifications for Superstructure with 2010 Interim
 2002 AASHTO LFD Bridge Design Specifications for Substructure



Darwin P. Youngquist
 Expires: 1/30/2014

GENERAL PLAN AND ELEVATION
I-57 OVER F.A.S. 317 & I.C. R.R.
F.A.I. RTE. 57 SEC. 38-2HVB
IROQUOIS COUNTY
STATION 1037+61.38
STRUCTURE NO. 038-0013 (N.B.)
STRUCTURE NO. 038-0014 (S.B.)



USER NAME *	DESIGNED - EA	REVISED
PLOT SCALE *	CHECKED - OY	REVISED
PLOT DATE *	DRAWN - CM	REVISED
	CHECKED - JB	REVISED

STATE OF ILLINOIS
DEPARTMENT OF TRANSPORTATION

GENERAL PLAN AND ELEVATION
STRUCTURE NOS. 038 - 0013 & 0014
 SHEET NO. S01 OF S71 SHEETS

F.A.I. RTE. 57	SECTION 38-2HVB, HVBR-1	COUNTY IROQUOIS	TOTAL SHEETS 146	SHEET NO. 40
			CONTRACT NO. 66942	
ILLINOIS FED. AID PROJECT				