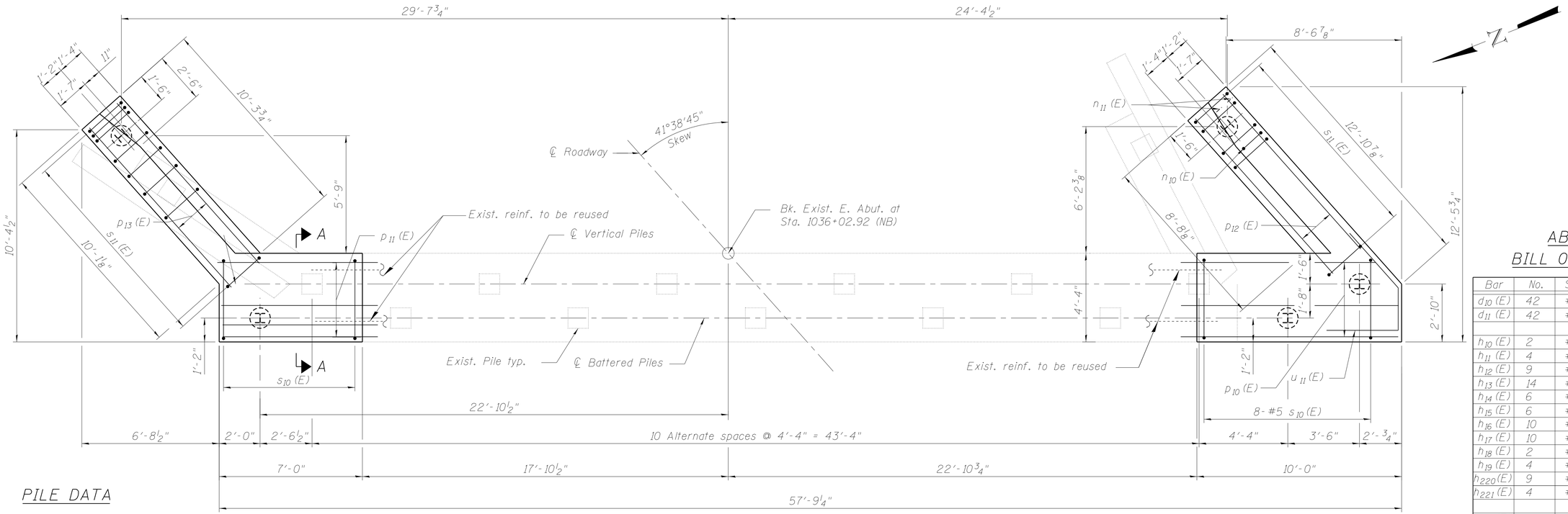

PILE LAYOUT

PILE DATA

Type: HP 12X53
Nominal Required Bearing: 355 kips
Allowable Resistance Available: 118 kips
Est. Length: 43 Ft.
No. Production Piles: 4
No. Test Piles: 1

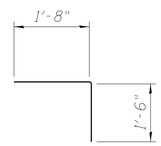

BAR d_{11} (E)

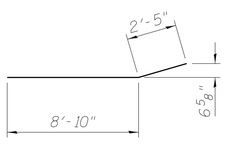

BAR h_{13} (E)

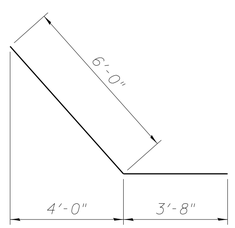

BAR h_{16} (E)

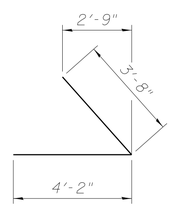

BAR h_{17} (E)

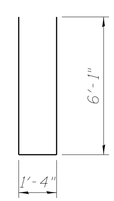

BAR n_{10} (E)

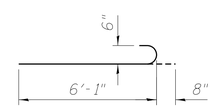

BAR n_{11} (E)

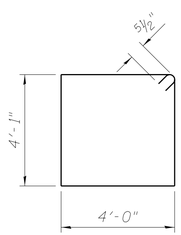

BAR s_{10} (E)

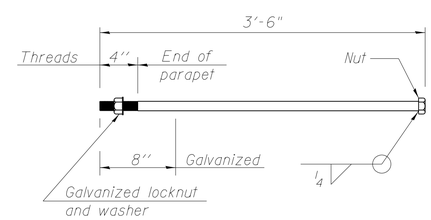

1"ϕ ANCHOR BOLT

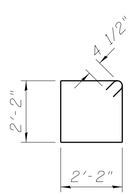

BAR s_{11} (E)

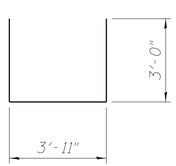

BAR u_{10} (E)

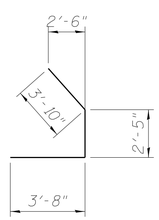

BAR u_{11} (E)

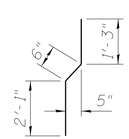

BAR v_{12} (E)

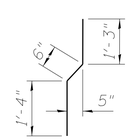

BAR v_{13} (E)

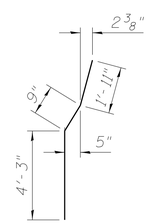

BAR v_{16} (E)

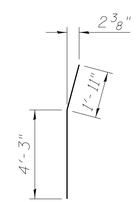

BAR v_{17} (E)

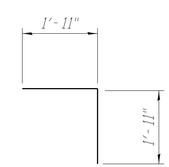

BAR v_{18} (E)

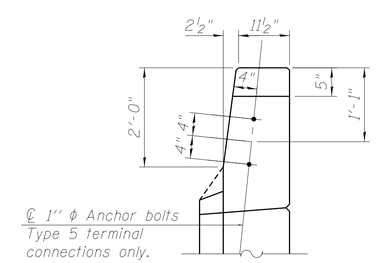

VIEW C-C

ABUTMENT BILL OF MATERIAL

Bar	No.	Size	Length	Shape
d_{10} (E)	42	#5	2'-3"	
d_{11} (E)	42	#5	3'-2"	
h_{10} (E)	2	#5	24'-6"	
h_{11} (E)	4	#6	22'-7"	
h_{12} (E)	9	#4	12'-0"	
h_{13} (E)	14	#4	11'-2"	
h_{14} (E)	6	#5	9'-8"	
h_{15} (E)	6	#5	8'-6"	
h_{16} (E)	10	#5	9'-8"	
h_{17} (E)	10	#5	7'-10"	
h_{18} (E)	2	#5	30'-9"	
h_{19} (E)	4	#6	29'-6"	
h_{220} (E)	9	#4	10'-2"	
h_{221} (E)	4	#4	11'-2"	
n_{10} (E)	18	#6	13'-6"	
n_{11} (E)	12	#6	6'-9"	
p_{10} (E)	9	#7	10'-7	
p_{11} (E)	9	#7	7'-7"	
p_{12} (E)	6	#7	11'-6"	
p_{13} (E)	6	#7	12'-0"	
p_{14} (E)	3	#7	25'-10"	
p_{15} (E)	3	#7	31'-1"	
s_{10} (E)	20	#5	16'-10"	
s_{11} (E)	30	#4	9'-0 1/2"	
u_{10} (E)	4	#6	9'-11"	
u_{11} (E)	4	#6	9'-11"	
v_{10} (E)	16	#4	6'-8"	
v_{11} (E)	15	#4	5'-8"	
v_{12} (E)	15	#4	3'-10"	
v_{13} (E)	42	#4	3'-1"	
v_{14} (E)	42	#4	2'-9"	
v_{15} (E)	24	#6	6'-10"	
v_{16} (E)	18	#6	6'-11"	
v_{17} (E)	6	#6	6'-3"	
v_{18} (E)	53	#4	3'-10"	
Structure Excavation			Cu. Yd.	85
Concrete Structures			Cu. Yd.	38.0
Reinforcement Bars, Epoxy Coated			Pound	4290
Furnishing Steel Piles HP12x53			Foot	172
Driving Piles			Foot	172
Test Pile Steel HP12x53			Each	1
Concrete Encasement			Cu. Yd.	1.7
Concrete Sealer			Sq. Ft.	420

For details of Bar Splicers, see sheet S64 of S71.
For details of piles and Concrete Encasement, see sheet S65 of S71.