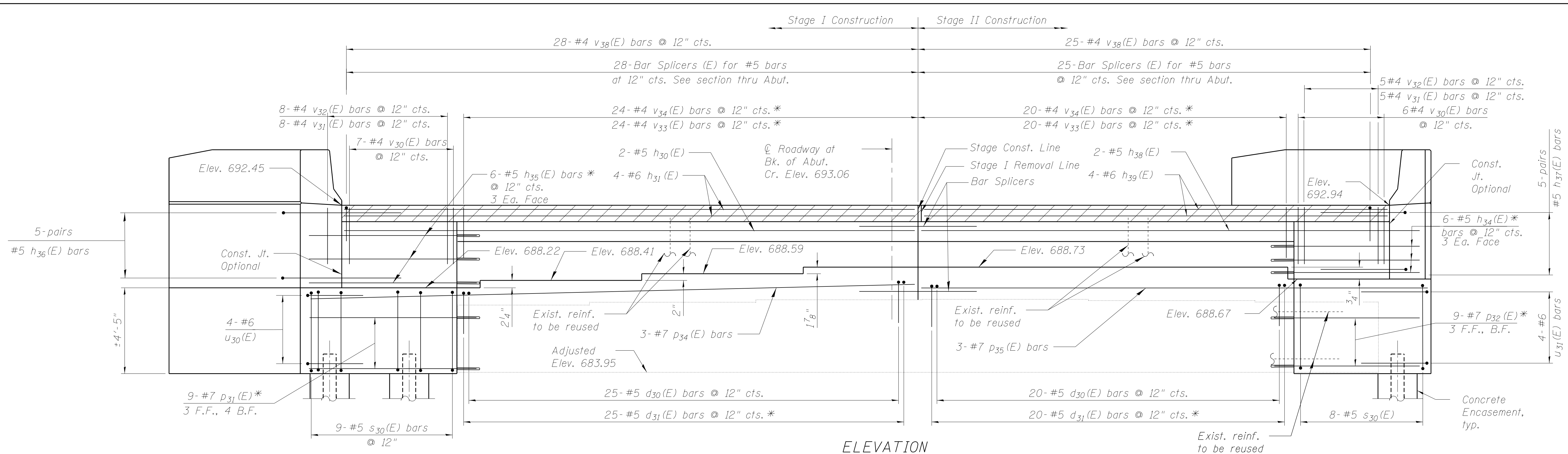
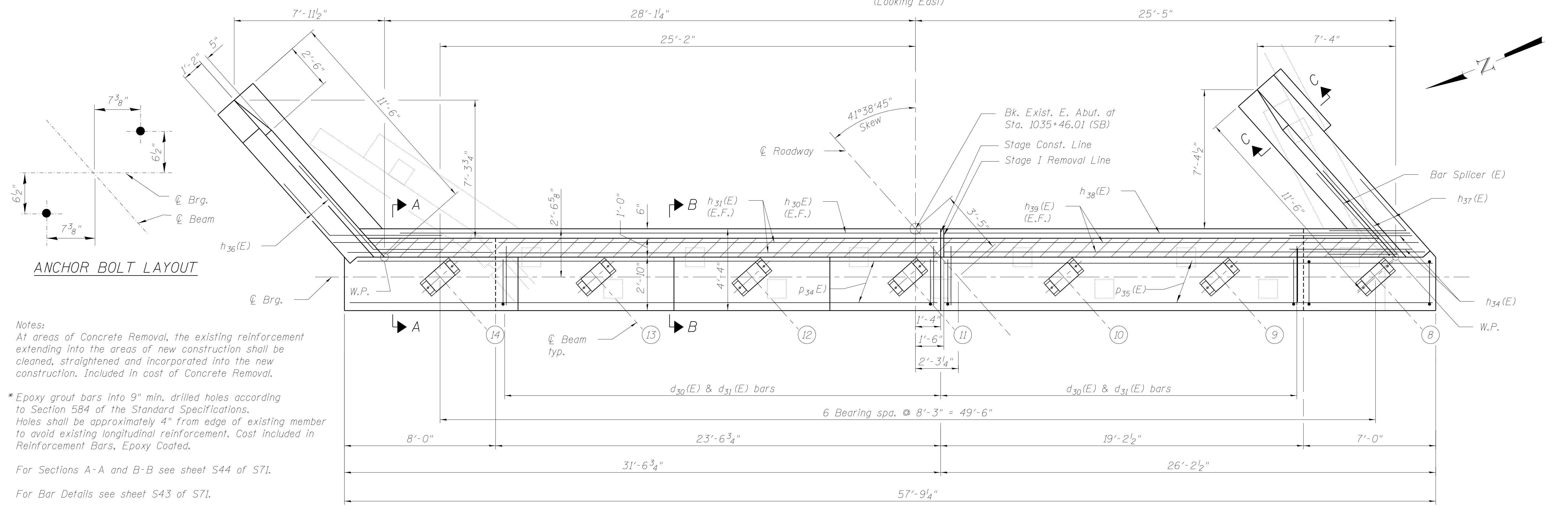


M:\17_OVERVIEW\CNR & DLDI_45\Drawings\CAD\Drawings\Structural\Final\Plans\SBHS\0366942-042-E-Abutment-SB.dwg



ELEVATION
(Looking East)



PLAN
East Abutment (SB)

ANCHOR BOLT LAYOUT


Notes:
 At areas of Concrete Removal, the existing reinforcement extending into the areas of new construction shall be cleaned, straightened and incorporated into the new construction. Included in cost of Concrete Removal.

* Epoxy grout bars into 9" min. drilled holes according to Section 584 of the Standard Specifications. Holes shall be approximately 4" from edge of existing member to avoid existing longitudinal reinforcement. Cost included in Reinforcement Bars, Epoxy Coated.

For Sections A-A and B-B see sheet S44 of S71.

For Bar Details see sheet S43 of S71.

Concrete Sealer to be applied to Front Face of new concrete surfaces of abutment, beam seats and backwalls.



USER NAME =	DESIGNED - EA	REVISED
	CHECKED - OY	REVISED
PLOT SCALE =	DRAWN - CM	REVISED
PLOT DATE	CHECKED - JB	REVISED

STATE OF ILLINOIS
DEPARTMENT OF TRANSPORTATION

EAST ABUTMENT - SOUTHBOUND SHEET 1
STRUCTURE NOS. 038 - 0013 & 0014

SHEET NO. S42 OF S71 SHEETS

F.A.I. RTE.	SECTION	COUNTY	TOTAL SHEETS	SHEET NO.
57	38-2HWB, HVBR-1	IROQUOIS	146	81
CONTRACT NO. 66942				
ILLINOIS FED. AID PROJECT				