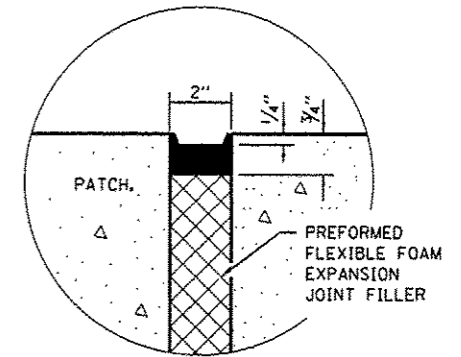
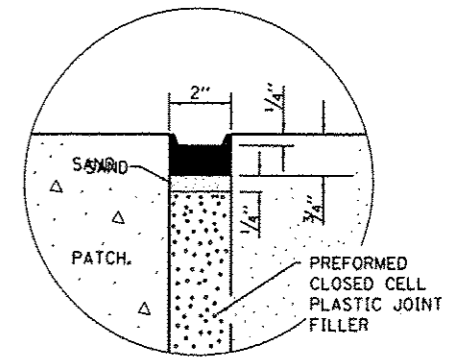


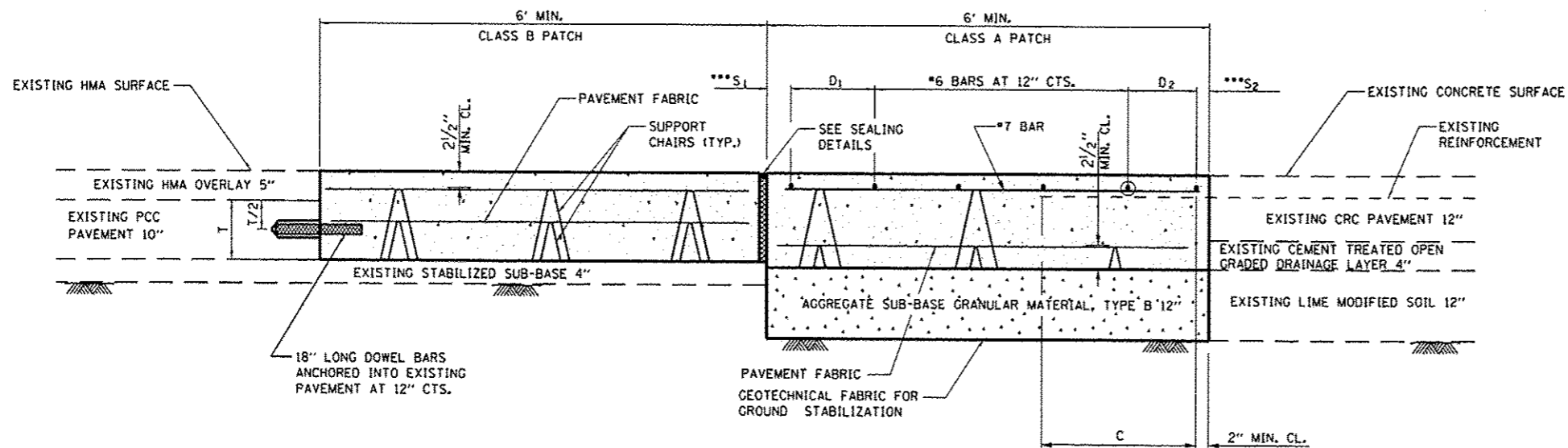
PAVEMENT REINFORCEMENT DETAIL



SEALING DETAIL



SEALING DETAIL



**PATCHING DETAIL - EXPANSION
M.P. 105.41**

- EVERY 3rd INTERSECTION MUST BE TIED.
- ** WHEN THE MINIMUM CLEARANCE CANNOT BE OBTAINED WITH THE TRANSVERSE REBAR ON TOP, THEN THE TRANSVERSE REBAR SHALL BE TIED TO THE BOTTOM OF THE LONGITUDINAL REBAR.
- *** VARIABLES: WHERE S_1 AND S_2 ARE $2\frac{1}{2}$ " MIN. AND 12" MAX. $D_1 = 2(S_1)$ AND $D_2 = 2(S_2)$.

FILE NAME *	USER NAME * woodshankr1	DESIGNED -	REVISED -	STATE OF ILLINOIS DEPARTMENT OF TRANSPORTATION	CLASS B PATCH CONSTRUCTION DETAILS (EXPANSION)	F.A.I. RTE.	SECTION	COUNTY	TOTAL SHEETS	SHEET NO.	
c:\pwr\work\pavidot\woodshankr1\0337548	0366C15-shs-detail.dgn	DRAWN -	REVISED -			80	D3 PATCHING 2014-6	GRUNDY	13	12	
MODEL NAME *	PLOT SCALE * 1/8" = 1' / in.	CHECKED -	REVISED -			SCALE: SHEET 2 OF 2 SHEETS STA. TO STA.		CONTRACT NO. 66C95		ILLINOIS FED. AID PROJECT	
	PLOT DATE * 3/20/2013	DATE -	REVISED -								