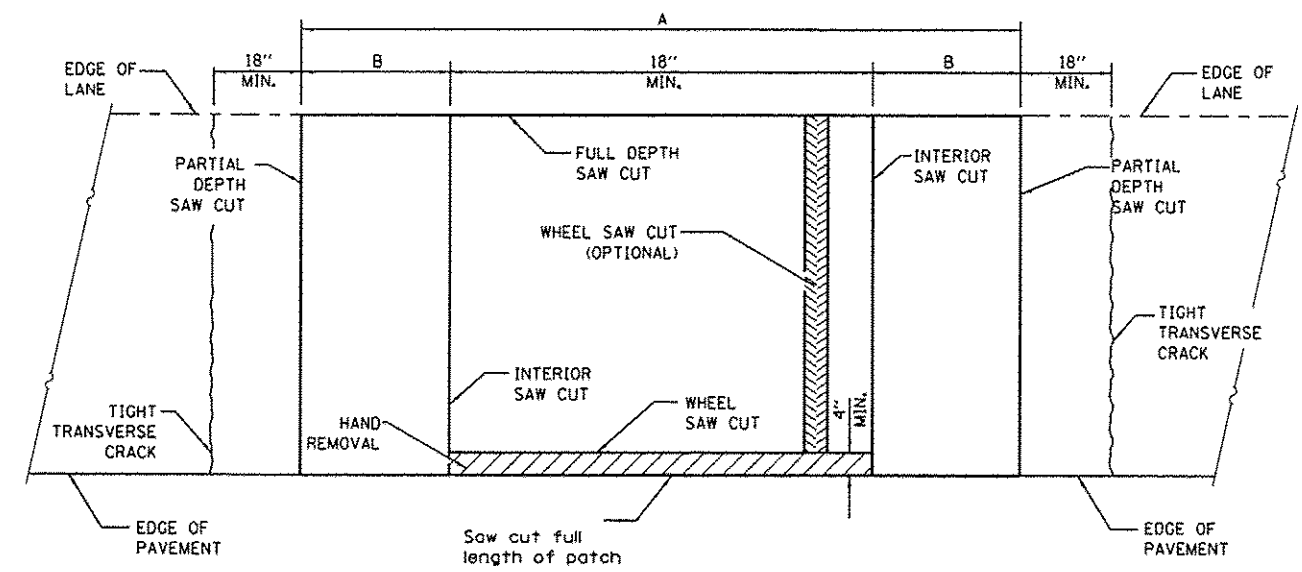
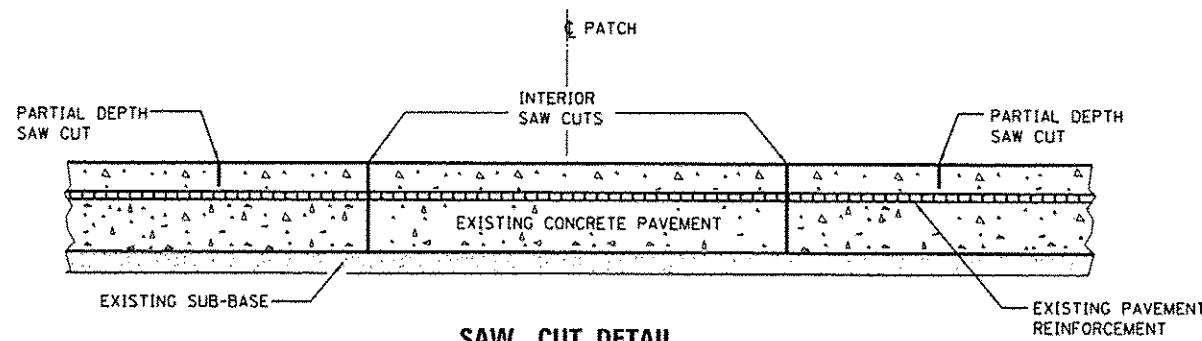


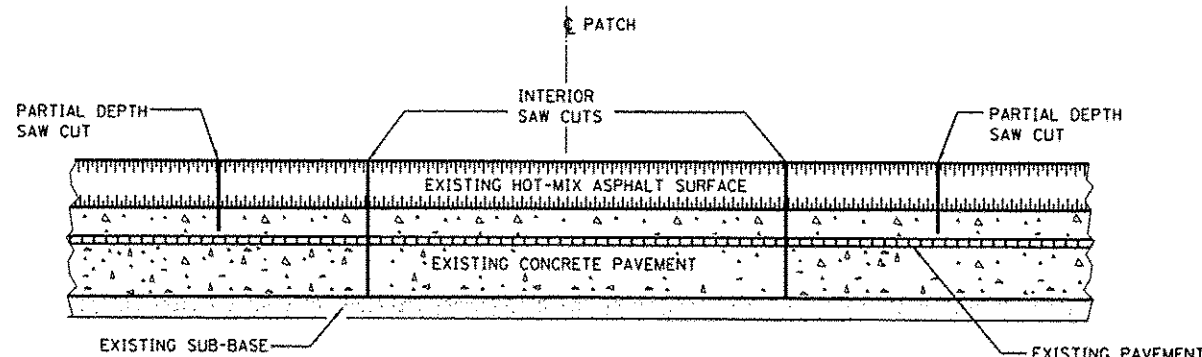
PAVEMENT SAWING DETAIL
(HMA SHOULDER)



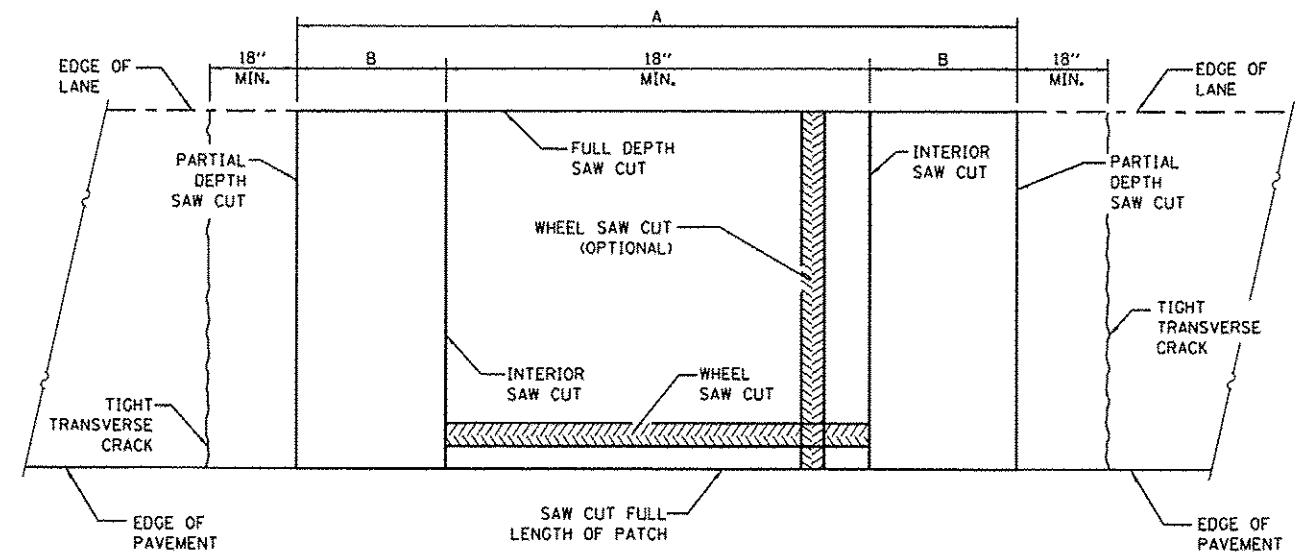
PAVEMENT SAWING DETAIL
(PCC SHOULDER)



SAW CUT DETAIL
WITHOUT HMA SURFACE



SAW CUT DETAIL
WITH HMA SURFACE



ALTERNATE SAWING DETAIL
(PCC SHOULDER)

EXISTING REINFORCEMENT BARS	A (MIN.)	B (MIN.)	C (MIN.)
#5	4'-6"	18"	16"
#6	5'-0"	21"	19"
#7	5'-6"	24"	22"
FABRIC	5'-0"	21"	18"

GENERAL NOTES

WHEN PATCHING TWO ADJACENT LANES IN ONE OPERATION THE LONGITUDINAL JOINT SHALL BE LONGITUDINAL SAWED JOINT AS DETAILED ON STANDARD 420001, HOWEVER, THE GROOVE MAYBE EITHER PREFORMED OR SAWED.

SEE STANDARD 421001 FOR DETAILS OF PAVEMENT REINFORCEMENT.

FILE NAME =	USER NAME = patelvj	DESIGNED - RW	REVISED -
ca:\p\work\pav\dot\patelvj\08337548\036695-sh1-detail.dgn		DRAWN - RW	REVISED -
	PLOT SCALE = 1/80.0000' / 1"	CHECKED -	REVISED -
	PLOT DATE = 4/3/2013	DATE -	REVISED -

STATE OF ILLINOIS
DEPARTMENT OF TRANSPORTATION

TYPICAL SECTIONS

SCALE: SHEET NO. 1 OF 1 SHEETS STA. TO STA.

F.A.T. RTE.	SECTION	COUNTY	TOTAL SHEETS	SHEET NO.
55	D3 PATCHING 2014-B	GRUNDY	13	10
CONTRACT NO. 66D02				
ILLINOIS FED. AID PROJECT				