





NOTE:
DUE TO THE PROPOSED DITCH PROFILE GRADE, ALL
TEMPORARY DITCH CHECKS FROM LT. STA. 32+94
TO LT. STA. 34+25 SHALL BE AGGREGATE DITCH CHECKS.

-  = PCC CONCRETE ENTRANCE
-  = HEAVY DUTY EROSION CONTROL BLANKET
-  = AGGREGATE DITCH CHECK
-  = TEMPORARY DITCH CHECK
- ① = INLET AND PIPE PROTECTION
- ② = PERIMETER EROSION BARRIER
- ③ = VELOCITY DISSIPATER, RIPRAP CLASS A3 APRON
- ④ = RIPRAP LINED DITCH, RIPRAP CLASS A4

FILE NAME =	USER NAME = ceerlockbm	DESIGNED BMC	REVISED -
ce:\pw\work\p\midot\ceerlockbm\d0208368\0570700-sht-eros.dgn		DRAWN BMC	REVISED -
	PLOT SCALE = 40.0000' / in.	CHECKED -	REVISED -
	PLOT DATE = 11/9/2012	DATE 5-1-12	REVISED -

**STATE OF ILLINOIS
DEPARTMENT OF TRANSPORTATION**

**EROSION AND SEDIMENT CONTROL - CH 50
PLAN VIEW SHEETS**

SCALE: N/A SHEET NO. 4 OF 4 SHEETS STA. 29+00.00 TO STA. 35+00.00

F.A.I. RTE.	SECTION	COUNTY	TOTAL SHEETS	SHEET NO.
74	10-4BR	CHAMPAIGN	290	62
CONTRACT NO. 70700				
ILLINOIS FED. AID PROJECT				